



# AWAKEN

## LARGE GROUP FACILITATOR GUIDE

**Copyright © 2024 TRIAD**

**All rights reserved. No portion of this book may be reproduced in any form without permission from the publisher, except as permitted by U.S. copyright law. For permissions contact: [info@triad.earth](mailto:info@triad.earth)**

**Bible passages taken from the English Standard Version  
(Crossway, 2001) unless noted otherwise.**

# WELCOME TO AWAKEN

Thank you so much for saying “yes” to the call and the opportunity to lead *Awaken* in a large group setting. We believe that the work God has called the Church to is far greater than what any one person can accomplish alone. His mandate is global. His mission is clear. His message needs messengers. We’ve formatted *Awaken* as an 8-chapter study to stir hearts toward God’s global purposes and help mobilize people to participate in his mission. We believe it is a powerful catalyst to motivate people to participate in God’s redemptive work wherever they are.

The resource you are reading was designed to help facilitate *Awaken* in a large group. If you are leading *Awaken* as a small group, please refer to the *Small Group Leader Guide* on the [Awaken Resource Page](#).

Things to keep in mind as an *Awaken* facilitator:

- Approach *Awaken* with an expectation that God will work deeply in your own life, not only in the lives of those you are guiding through the study.
- The Word of God is the foundation of this study. Be intentional to engage with the passages of Scripture in meaningful ways. The truths that the Holy Spirit will reveal are far greater than the words of Man.
- Use the provided prompts to help the members of your group to make meaningful connections to the content with their own discipleship journey.
- We at TRIAD are committed to taking this journey with you. If you have registered as a facilitator you have direct access to our team! Your feedback is important to us. Please reserve time at the end of your *Awaken* experience to have your members complete the survey that will be emailed to you.

# THREE HABITS OF AWAKEN

Throughout your *Awaken* journey, you will encounter three habits that work together to help you and your group members capture the weight of God's love for the nations of this world and participate in the commission of Christ.

## IMMERSE IN GOD'S WORD

The power of Scripture to transform the hearts, minds, and behaviors of any person is infinitely greater than the words of Man. Taking the claim that the "word of God is living and active" (Hebrews 4:12) to heart, we have saturated *Awaken* with Scripture. From Genesis to Revelation, *Awaken* traces the thread of God's love for the nations of this world and brings into focus our great responsibility to join in his work. The passages of Scripture in this book aren't a supplement to our writing; our writing is a supplement to them.

## SEEK HIS WILL

In John 16, Jesus promised that the Holy Spirit would guide us into all truth. Every time we intentionally encounter the Word of God, we allow the Holy Spirit to reveal his truth to us and shape us into the image of Christ. How different would our lives look if we approached every interaction with God with a concerted effort to align our will with his? Throughout *Awaken*, we have dedicated space for such encounters through the reflection points and closing *Selah* of each day. Do not gloss over these sections in an effort to speed through the day's reading and reflection. Instead, go through them prayerfully to seek and align with God's will.

While seeking God's will is a personal endeavor, we often see that God works in the context of community to help clarify and confirm his will. With this in mind, *Awaken* was written with the intent to be experienced with others. What God says to **us** as a group is often more profound and insightful than what God says to **me** as an individual. It's no mistake that every great movement of the Holy Spirit in the Book of Acts happened among the believing community and not isolated from it.

## ENGAGE IN HIS WORK

*Awaken* is not a “how to” manual for leading missions trips or building missions programs. However, we know that for transformation to happen, some action is required. With this in mind, we’ve provided opportunities to guide you into engaging in God’s work of reaching the nations. Each chapter will introduce you to essential missions themes and terms that are particularly relevant for serving and advocating for unreached people groups. Along the way, you will be introduced to eight unreached people groups whose stories desperately need to be heard by the local church. We will also lead you through a range of spiritual formation practices, such as intercession, that position you to partner with God’s global agenda regardless of your current locale.

# COMPONENTS OF AWAKEN

We have composed each chapter of *Awaken* using a format that we believe will provide you and your group with an engaging, meaningful, and transformative experience.

## DAILY READING

Every chapter is based upon a key theme throughout Scripture that quickens us to God's love for the nations. So often, we tend to "plow through" a chapter in a book that we hardly remember what we've read, let alone give it the space to speak deeply to us. To address this, we organized the chapters into four daily readings to expound upon the chapter's key theme and give you ample space for pause and reflection. Additionally, there is a fifth day of reading in each chapter which introduces an essential missions term and highlights an unreached people group—more on that in the Missions Terms and People Group Focus section below.

It bears repeating that the passages of Scripture in this book aren't a supplement to our writing, but that our writing is a supplement to them. Approach the passages as if you were in a conversation with God as he confers upon you his love for the people of this world. Take your time, read and re-read, highlight, underline, and make notes.

Throughout the daily readings, you'll find questions aimed at helping you reflect upon what you've just read and eliciting a response to deepen your understanding. Use the journaling space provided in those sections to record what God reveals to you and share those insights with your group when you gather.

Each daily reading concludes with a *Selah*. You may have noticed that word when reading through the Psalms. *Selah* is a technical musical term likely used to indicate an accentuation or a pause. As you read, take the psalmist's advice and pause to reflect and meditate on what God is communicating through his Word. The term will also indicate the natural pauses to separate the daily reading. You might find situations where you must or prefer to read more than one day at a time. That is fine; just don't rush through the reading to simply mark it off your to-do list.

## MISSIONS TERMS AND PEOPLE GROUP FOCUS

On the fifth day of each chapter, you will find a dedicated People Group Focus. This day's reading will introduce an essential missions term that is particularly relevant for serving and advocating for unreached people groups and will give you a front-row seat to the plight of eight people groups who remain unreached. You will learn their story, hear from those who have first-hand accounts, and explore the complex challenges they face daily. Then we will give you the tools you'll need to intercede before the throne of grace and advocate on their behalf.

## MEMORY VERSES

Each chapter has a carefully selected passage of Scripture that we strongly encourage you to memorize. Memorization of and meditation on God's Word allows it to permeate into our souls and take deep root. It also serves as a corrective measure toward a shallow interpretation of the Bible based on our biases and whims. As you memorize and meditate on a verse, the Holy Spirit will begin to turn his floodlight of illumination and understanding on the meaning.

Below is a handy tool to help you with memorizing Scripture. Like any tool, the more you practice with it, the more natural using it becomes. Just remember that you need to say the following out loud, not just in your head!

1. Start with the reference: the book, chapter, and verse[s].
2. Then add the first phrase of the verse, and say the reference again.

Each time you say the passage, add one more phrase. Start and end with the reference each time so that you will remember it and bring the verse to mind whenever you see or hear the reference.

Many also find it helpful to write the verse out by hand and put it somewhere where they will see it regularly throughout the week.

# LEADING AWAKEN IN A LARGE GROUP

*Awaken* was originally written in a devotional format to be enjoyed individually or in a small group. However, we quickly realized that a number of ministries sought to use *Awaken* in larger settings (such as mid-week classes). In response, we've provided this resource to equip ministries to facilitate *Awaken* on a large scale in ways that are meaningful, flexible, and reflect the original intent of the book.

## THREE LAYERS OF EXPERIENCE

Reflecting upon the nature of Christian growth, M. Robert Mulholland wrote, "While each of us is on a journey that is uniquely our own, that journey is taken in a caravan with diverse members of Christ's body." Take a moment to consider this analogy of traveling in a caravan. Imagine yourself on a cross-country road trip with 30 other people crammed into a handful of vans. As a member of this caravan, you'll have three unique layers of experiences. The first layer is the shared experience you'll have with the entire group of 30: the places you all traveled to, the landmarks you all visited, the restaurants you all stopped at for lunch, etc. The second layer is the more intimate experience you'll share with your 5 or 6 van mates: the songs you listened to on the road, the snacks you shared, the games you played to pass the time, etc. The third layer is your unique personal experience of the journey.

We can categorize these three layers of experience accordingly:

*Corporate, Connected, and Personal.*

**Corporate:** *The experiences that everyone on the journey shares with one another.*

**Connected:** *The more intimate experiences shared by those in close proximity to one another.*

**Personal:** *The unique experiences that each individual has.*

The *Awaken* Large Group model is designed to leverage these same three layers of experiences.



## CORPORATE EXPERIENCE:

### THE ENTIRE GROUP OF PEOPLE GOING THROUGH AWAKEN.

The *Awaken* Large Group model is scheduled for a total of nine meeting times (one meeting for each of the eight chapters plus an additional introductory week) that last from 60–90 minutes, depending on how you choose to structure your time. We recommend that the entire group gathers weekly to journey through *Awaken* together. It is in this large group time that ideas are shared, vision is cast, and hearts are moved. These large group gatherings will create a sense of momentum in your ministry as you seek to mobilize your people as participants in God's mission.

The role of the *Awaken* facilitator is essential for ensuring a positive corporate experience. This is the person responsible for *Awaken* as a whole for the large group. Additionally, we'd recommend that the facilitator have a support team to help spread the load. Below are some key responsibilities for the role of an *Awaken* facilitator:

- Champion *Awaken* at your ministry and recruit a support team and participants.
- Provide an easy registration process.
- Determine and communicate meeting dates, time, and location.
- Ensure every participant has a copy of *Awaken*.
- Secure an adequate meeting space (that meets your seating and A/V needs).
- Recruit and designate table leaders for discussions (see Connected Experience).
- Facilitate the large group gatherings. This resource includes a week-by-week to help guide the facilitator along the way.
- Consider such things as adding time for worship, providing refreshments, and interweaving elements of your church's missions program or training.

## CONNECTED EXPERIENCE:

### TABLE GROUPS THAT SIT TOGETHER WEEKLY.

We recommend that the majority of the weekly discussion time takes place within table groups. This replicates the intimacy and interaction of a small group setting by placing all participants into smaller groups in the same room. The role of a table leader is essential for achieving a positive small-group dynamic within the context of the larger group. We recommend one table leader for every 5–10 participants.

Table leaders should be people who have a heart for others, are able to promote active discussion, and are willing to serve. They need not be theologians or have read *Awaken* prior. If you are using *Awaken* as part of your short-term training, your trip leaders would make great table leaders. We understand that it isn't always possible to identify table leaders in advance. When this is the case, we recommend using the introductory week session as an opportunity to identify people who can help lead a table or simply asking those already sitting together at a table to help each other keep the conversation going.

The table leader's primary responsibility is to help guide and promote discussion at their table. She or he will do this by referring to the discussion slides that the facilitator displays on the screen during each meeting.

Below are some helpful tips for table leaders. Please be sure to share these tips with them:

- Understand that each discussion slide was created to promote a well-rounded discussion around the daily reading. Try to keep the conversation centered around the topics for each slide. That being said, feel free to explore other aspects of the daily reading when relevant.
- Allow the conversation to flow as naturally as possible.
- Remember that discussion times are meant for the entire group; be intentional about including everyone.
- Invite different members at your table to lead the discussion for different slides.
- Don't miss opportunities to share pertinent information or thoughts with the facilitator, especially if a table member might be in need of extra pastoral care.

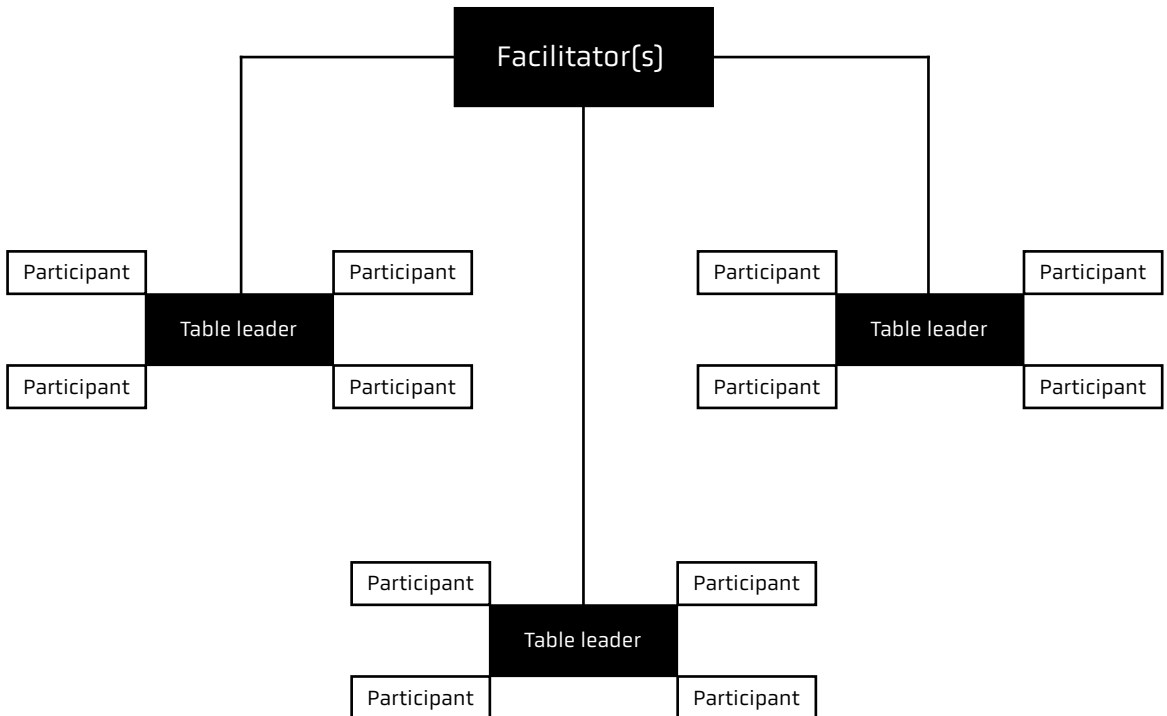
## **PERSONAL EXPERIENCE:**

### **THE INDIVIDUAL'S EXPERIENCE IN AWAKEN.**

*Awaken* is rich in Scripture and provides plenty of opportunities for personal reflection to foster individual growth. Each chapter has been organized into a total of five readings: 4 Devotionals and 1 People Group Focus. This format carries with it a number of benefits. First, it encourages the reader to slow down and interact more deeply with the content since each day's reading stands on its own while contributing to the overall theme of the chapter. Second, it creates a reliable rhythm of reading, reflecting, and praying throughout the week. Third, it allows for flexibility with busy schedules. All this means that even after the most hectic of weeks, each member of your group should be able to arrive at your weekly *Awaken* gatherings with something meaningful to contribute to the conversation!

## BRINGING IT ALL TOGETHER

Here's an example of what an Awaken large group could look like in a room of 15 participants.



### KEY:

Facilitator[s]: The individual or small team responsible for *Awaken* as a whole.

Table leader[s]: Individuals who help guide conversations at their table.

Participants: All individuals who are going through *Awaken*.

# USING THE LARGE GROUP FACILITATOR GUIDE

CHAPTER BY CHAPTER

OVERVIEW

The overview summarizes the focus of each chapter. Use this when your group is in need of a quick refresher of what they encountered in their reading.

# GLORY

Everything begins and ends with the glory of God! Because God is supremely good, holy, just, and loving, He is right to be jealous for His name and to call us into a white-hot affection for Him. His passion for His glory doesn't limit His love for us, it actually strengthens it. God's passion for His name should be our central motivation for our engagement in world evangelization, local witness, fellowship, and even in the daily activities of life.



MEMORY VERSE

*Oh sing to the Lord a new song;  
sing to the Lord, all the earth!  
Sing to the Lord, bless his name;  
tell of his salvation from day to day.  
Declare his glory among the nations,  
His marvelous works among all the peoples!*

*Psalm 96:1-3*

PEOPLE GROUP FOCUS:  
DRUKPA IN BHUTAN

KEY TERM:  
GLORY OF GOD

# USING THE LARGE GROUP FACILITATOR GUIDE

CHAPTER BY CHAPTER



PRAYER POINTS

*The group would get off to a great start with no...*

*That people's hearts would come prepared to understanding of his heart for the nations.*

*That God would work through you as you lead y...*

PRAYER POINTS

Take time before each session to pray for God’s guidance and empowerment as you lead your group.

DAY 1 - STARTING POINT

OVERVIEW:

There is an inescapable truth that our thoug... is like, how he goes about being God—have a

VERSE:

Revelation 15:3–4

DISCUSSION POINTS:

What thoughts and images come into your... Where did those thoughts come from?

How is God described in Revelation 15:3–4? thoughts and images of him?

GROUP TIME

This guide is here to help you lead Awaken meeting sessions using the PowerPoint presentations found on the Resources Page. While there aren’t strict rules, it’s a helpful place to begin. Bold headings indicate a slide in the presentation and provide its content and leader instructions. Don’t feel pressured to cover every detail; leave space for God to inspire insights. Refer to the Weekly Sessions Outline below for an overview of how the PowerPoint presentations are organized.

DAY 2 - RIGHTSIZING GOD

OVERVIEW:

There is a grandeur to the God we worship th... Most High, the Ancient of Days, the Self-Exis...

VERSE:

1 Chronicles 29:11

DISCUSSION POINTS:

What thoughts and images about God do the... How is God described in Revelation 15:3–4?

SLIDE CONTENT

This sidebar represents content that is featured in the PowerPoint presentations themselves. This enables you to identify the slide content even when you’re not actively running the presentation.

# WEEKLY SESSION OUTLINES

The Weekly Session Outlines are meant to accompany the *Awaken* Chapter PowerPoint presentations that are available for download at [triad.earth/awaken-resources](http://triad.earth/awaken-resources). Download these PowerPoint presentations so that you can re-view them side by side with the Weekly Session Outlines. You'll notice that the PowerPoint presentations have the actual content, while the outlines below guide you on how to interact with that content.

With the exception of the Introduction Week, each session is based on the corresponding chapter's reading and follows a repeatable structure and pace.

## **SLIDE 1 - AWAKEN GRAPHIC**

You can display this slide as people enter into your meeting space or replace it with your own.

## **SLIDE 2 - ICEBREAKER 5-10 MINUTES**

See page 94 for icebreaker ideas.

## **SLIDE 3 - CHAPTER INTRO 1-3 MINUTES**

This is a great spot to officially welcome all participants to the weekly session and address any important items for the entire group. A short introductory paragraph is included to help you introduce the chapter. Keep in mind that the Chapter Video, found on slide 5, will give an overview of the chapter and will help to set up the conversations that will follow.

## **SLIDE 4- MEMORY VERSE 1-3 MINUTES**

Each chapter of *Awaken* includes one passage of Scripture for memorization. Review the weekly passage and share its relevance to the overall theme of the chapter. You can have a bit of fun by creating a friendly competition among the groups to see who does the best job of memorizing the passage.

## **SLIDE 5 - CHAPTER VIDEO 5 MINUTES**

The Chapter Video is an essential component of the weekly gathering. In the video, you'll hear directly from one of the authors of *Awaken* as he helps center the conversation on the most essential elements of the chapter. Be sure to watch the video on your own before the session.

## **SLIDES 6-9 - TABLE TIME 40-45 MINUTES**

The majority of the conversation during the weekly sessions is dedicated to reflecting upon each of the four daily readings for the chapter. Each of the daily readings has its own slide which includes an overview, key verses, and discussion points. We recommend the facilitator introduces each day and shares his or her own insights. Afterward, the conversation should be turned to the table groups to discuss and share.

Depending on how long your entire meeting time is—and what else you may have planned for your session—give table groups about 10 minutes to talk through each day. Use this time to sit in with different table groups to engage in their conversations and encourage their insights.

After about 10 minutes, bring everyone's attention back to the front. If time permits, invite a table or two to briefly share some of their insights with the entire room. This helps create a sense of connectivity with all groups and participants.

Repeat this same process for the remaining devotional days: introduce the day, turn it over to table leaders, sit in with a different table group, and have one or two table groups share with the entire room.

## **SLIDE 10 - CHAPTER SUMMARY 1-3 MINUTES**

The Chapter Summary helps you bring the discussion time to a close by reinforcing the essential theme of the chapter. You can either read the slide that has been provided or summarize it in your own words.

## **SLIDE 11 - KEY TERM 1-3 MINUTES**

Day 5 of each chapter, entitled People Group Focus, introduces a missions term and concept that is particularly relevant for serving and advocating for unreached people groups. Unpack this term with your group and make connec-

tions with your church's missions program. For example, in Week 2 the term is **people group**. You could say something like, "Here at our church we support missionaries serving the Kachin people group of Burma."

## **SLIDES 12, 13 - PEOPLE GROUP FOCUS 5-10 MINUTES**

Day 5 of each chapter introduces a unique unreached people group whose stories deserve to be heard by the local church. After introducing the people group, encourage participants to scan the QR code on the slide. This will lead them to an additional resource (such as the Joshua Project) to refer to as they discuss and pray for the people group.

If using *Awaken* as a part of your training for a specific mission trip, you may substitute this time with other items relevant to the people you are serving, such as cultural and language training. Also, consider scheduling guest speakers from various nations (or those who have served in them) to share with your group.

## **SLIDE 14 - NEXT WEEK 1-3 MINUTES**

Briefly touch upon what you will cover next week and give any final pieces of information necessary for the group.



# INTRODUCTION WEEK

Welcome to your first *Awaken* large group session! We are so excited for what God will do in and through you as you lead people into discovering God's love for the nations and the role they have to play in seeing him glorified throughout the earth! By facilitating an *Awaken* large group, you are standing shoulder to shoulder with the TRIAD team to make Jesus famous and shine a spotlight on the critical task of advocating for and serving the unreached. We are in your corner, cheering you on and praying for you! Don't hesitate to reach out to us if there is anything you need.

The goals for the Introduction Week are threefold:

## GOALS:

- Cast vision for what God can do in and through each person's life through *Awaken*.
- Provide clarity on what the *Awaken* experience will entail and what is expected of the participants.
- Create a sense of community that reflects the caravan philosophy described above in the Three Layers of Experience.

In order to help you get off to the best start possible, this session will be a bit more scripted than the others.

## SLIDE 1 - WELCOME TO AWAKEN

Be sure to create a welcoming environment for people as they enter the room. Some ways to do this include:

- Playing music in the background.
- Welcoming guests at the door and providing them with name tags.
- Offering refreshments.
- Having icebreaker discussion prompts on each table.

Welcome all the attendees and thank them for embarking on this journey with you.

Introduce yourself and your team: your names, your involvement in your ministry, and how God has stirred your heart for the nations.

Acknowledge those who have helped with getting *Awaken* launched at your ministry.

Explain that by the end of this session, each person will leave with a vision of how God desires to work in their life through *Awaken* and a clear understanding of how *Awaken* will flow from week to week. They'll also make some new friends along the way!

## SLIDE 2 - CONNECT SNOWBALLS

Connect Snowballs is a simple icebreaker game that gets everyone up and moving and helps them to start getting to know one another. To play the game, each person will need one blank piece of paper and something to write with.

Begin by making sure each person has one blank piece of paper and something to write with.

Have each person write their name and three questions to ask someone else.

- Provide example questions like: What is your favorite meal? Are you a cat or dog person? Have you ever been on a mission trip?

Have each person crunch their paper up into a “snowball.”

On your cue, have everyone throw their snowball across the room, being careful not to hit anyone. Have them do this a few times.

After a few throws, have everyone pick up a snowball, find its owner, and answer the questions that were written on it.

Repeat this for as many times as you'd like.

## SLIDE 3 - MEMORY VERSE 1-3 MINUTES

Before diving into the specifics of *Awaken*, it's important to paint the picture of the end goal that all missions endeavors are working towards. This goal is beautifully demonstrated in Revelation 7:9–10.



After this I looked, and behold, a great multitude that no one could number, from every nation, from all tribes and peoples and languages,

standing before the throne and before the Lamb, clothed in white robes, with palm branches in their hands, and crying out with a loud voice, “Salvation belongs to our God who sits on the throne, and to the Lamb!” [Revelation 7:9–10]

Read the passage of Scripture and invite the room to take a moment to reflect on it.

Explain that this glorious scene in Revelation 7 is the culmination of God’s redemptive activity that has taken place throughout human history! We, as disciples of Jesus, have been invited to play a part in it.

Invite people to imagine what it will be like to be present in this moment in heaven where people of every tribe, nation, and tongue are standing before Christ in the greatest worship service in history. Imagine the diverse and beautiful array of worshippers offering praise and adoration before the throne of God.

## SLIDE 4 - PEOPLE GROUP

Introduce the term **people group** by noting the phrase “*every nation, from all tribes and peoples and languages.*” This phrase represents what missiologists refer to as people groups.

“For evangelization purposes, a people group is the largest group within which the gospel can spread as a church planting movement without encountering barriers of understanding or acceptance” (1982 Lausanne Committee Chicago meeting). These barriers include ethnicity, religion, culture, and language.

- In other words, we can say a unique people group exists when all the individuals in that group understand each other reasonably well and when social and cultural barriers aren’t so high that they seriously hinder the spread of the gospel.
- Today, it is estimated that there are over 17,000 people groups on earth.

Ask the room the following question: **What will it feel like to experience the scene from Revelation 7 together?**

Invite a few people to share their responses.

## SLIDE 5 AND 6 - MISSIONS EXISTS AND NOT THERE YET

As beautiful as this scene may be, the truth is that we still have a long way to go before it becomes a reality. In this portion, you'll introduce the concepts and statistics behind unreached people groups.

Read the John Piper quote: "Missions exists because worship doesn't."

Explain that the ultimate goal isn't global missions but to see Jesus receive the worship he rightly deserves from every people group.

Share the sad truth that of the world's 17,000+ people groups, more than 7,400 are considered unreached. That averages out to well over 40% of the world's population: 3.2 billion people!

An **unreached people group**, or UPG, is a society among which there is no established local community of believers. This small to non-existent church [less than 2% of the population] often also lacks the resources to make Christ known among their own people and in the broader population without outside help.

- One way to help the room visualize this number is to ask just under half the room to stand up, representing the 40% of this world's unreached.

Help the group to understand that the reasons why so many remain unreached are numerous and complex. These factors include:

- Political issues such as militant regimes in North Korea.
- Geographic barriers such as the mountainous terrain of the Himalayas.
- Health and sanitation issues such as a lack of clean water in Somalia.
- Human rights violations such as the oppression of women by the Taliban.

Ask the room the following question: **What should the church's response be to the reality of the unreached?**

Invite a few people to share their responses.

## SLIDE 7 - THE RESPONSE

TRIAD was birthed out of a deep desire to see Christ glorified among the unreached. Awaken is a key component in our strategy towards mobilizing followers of Christ to advocate for and serve the world's hardest-to-reach places and people groups.

Read the TRIAD mission statement.

“Triad exists to glorify the King by mobilizing, training, and deploying the body of Christ and fueling indigenous-led work in the hardest to reach places and people groups”

Explain that TRIAD is a missions organization focused on reaching the unreached in partnership with the body of Christ. The TRIAD team has over 500 years of combined direct missions experience with roots tracing back to 2000 with an emphasis on unreached Tibetan Buddhist people groups of the Himalayas. We are now strategically located in Armenia, at the doorstep of restricted-access nations in the Middle East.

Explain that *Awaken* is a resource produced by TRIAD to stir hearts towards God’s global purposes and help churches take the first steps towards mobilizing people and resources to the unreached! Encourage your group that just by being a part of this *Awaken* group, they are taking an important step towards partnering with all those who are working to see Christ’s glory praised among all nations!

## SLIDE 8 - INTRODUCING AWAKEN

Here you’ll be able to explain what *Awaken* is and how *Awaken* has been designed to provide a meaningful and transformative experience for the members of your group.

Read the *Awaken* description,

“*Awaken* is an 8-week journey through Scripture designed to stir hearts towards God’s global purposes and mobilize people to participate in his mission!”

Explain that during *Awaken*, readers will engage in three critical actions designed to foster their growth:

### IMMERSING IN GOD’S WORD:

Taking the claim that the “word of God is living and active” (Hebrews 4:12) to heart, we have saturated *Awaken* with Scripture. From Genesis to Revelation, *Awaken* traces the thread of God’s love for the nations throughout Scripture and brings into focus our great responsibility to join God in his work. The passages of Scripture in this book aren’t a supplement to the writing; the writing is a supplement to Scripture.

### SEEKING HIS WILL:

How different would our lives look if we approached every interaction with God with a focused effort to align our will with his? Throughout *Awaken*, space has been dedicated for such encounters through the reflection points and closing *Selah* of each day.

## ENGAGING IN HIS WORK:

Each week will introduce you to essential missions concepts and terms that are particularly relevant for serving and advocating for unreached people groups. Along the way, you will be introduced to eight unreached people groups whose stories desperately need to be heard by the local church. You will also be led through a range of spiritual formation practices, such as intercession, that position you to partner with God's global agenda regardless of where you are.

Take time to explain the intentionality of the structure behind *Awaken*:

Every chapter is based upon a key theme throughout Scripture that quickens us to God's redemptive love for all of humanity. To encourage readers to slow down, enjoy the journey, and allow God to speak to them, we've divided each chapter into five readings: 4 Devotionals and 1 People Group Focus. We know life gets hectic, so this provides flexibility with busy schedules!

## SLIDE 9-10 - WHAT TO EXPECT

By now you have introduced a handful of concepts to your group. Feel free to revisit these to ensure everyone is on the same page.

1. Revelation 7:9 represents the culmination of God's redemptive activity that has taken place throughout human history. People from every nation, from all tribes and peoples and languages are gathered together to give praise and glory to God.
2. The sad truth is that of the world's 17,000+ people groups, more than 7,400 are considered unreached. That averages out to well over 40% of the world's population: 3.2 billion people!
3. Triad is a missions agency that, *"Exists to glorify the King by mobilizing, training, and deploying the body of Christ and fueling indigenous-led work in the hardest to reach places and people groups."*
4. *Awaken* is a resource produced by TRIAD to stir hearts towards God's global purposes and help churches take the first steps towards mobilizing people and resources to the unreached!
5. The members of your group are taking an important step towards partnering with all those who are working to see Christ's glory praised among all nations!

Take some time to share with your group what they can expect from their *Awaken* experience. The "you will" statements reflect what they can expect

for themselves as they read through *Awaken*. The “we will” statements reflect what they can expect as a participant in this group.

### YOU WILL:

Build a strong biblical foundation for global missions by tracing the thread of God’s redemptive work throughout Scripture.

Experience deeper intimacy with God by developing a daily rhythm of Scripture reading, prayer, and reflection.

Discover your role in the mission of God and how you can leverage your life to further the gospel.

Gain insight into the world of unreached people groups and how to serve them.

### WE WILL:

Discuss the chapter readings for the week and share our insights and perspectives with one another.

Pray and intercede for the nations with an emphasis on unreached people groups.

Deepen our understanding of global missions through discussing important terminology and using additional resources.

## SLIDE 11 - OUR CARAVAN

*No two ministries will run an Awaken Large Group the same way. You are on a unique journey with your group. Spend some time talking about what your caravan through Awaken will look like for you and your members.*

Begin by introducing the caravan analogy that was described in the Three Layers of *Awaken* section. Read the quote:

“While each of us is on a journey that is uniquely our own, that journey is taken in a caravan with diverse members of Christ’s body.”

—M. Robert Mulholland

Invite the group to imagine being on a cross-country road trip with each other in a massive caravan of vans. Explain that in this journey there are three types of experiences:

- The corporate experience of the entire group: the places you all traveled to, the landmarks you all visited, the restaurants you all stopped at for lunch, etc.

- The more connected experience of those in the same van: the songs you listened to on the road, the snacks you shared, the games you played to pass the time, etc.
- The unique personal experience of each person on the journey.

Explain that in the same way, an *Awaken* large group has this caravan-type experience:

- Each week you'll meet together as a large group. We're all in this together, having our hearts *Awakened* to God's love for the nations.
- Most of your sharing will take place at your table group. This gives you the chance to make friends and enjoy meaningful fellowship with one another.
- You'll also have a deeply personal experience going through *Awaken* on your own. God is going to speak to you and move in your heart in a powerful way!

Talk through the unique aspects of your own group's caravan:

- Your meeting location, time, and dates.
- How communication will be shared.
- The values you want your caravan to embrace: trust, openness, participation, etc.
- Contact information for any point people.

## SLIDE 12 - NEXT WEEK

*Close by casting vision for what God will do, challenging people to make a commitment to the caravan, and giving clear next steps.*

Begin by sharing your heart. What do you see God doing through *Awaken* in the lives of those in your group? What impact can *Awaken* make in your church's current missions involvement?

Lovingly challenge everyone in the room to make a commitment to the caravan. As you lean into both God and each other, great things will happen. Remind them of the flexibility of *Awaken* and that if they miss a day of the reading they can still contribute meaningfully to the group.

Ask the group to read both the Introduction and Chapter 1 of *Awaken* before the next meeting.

Pray over your group as you end your session.



## CHAPTER ONE

# FOR THE GLORY OF GOD

Everything begins and ends with the glory of God! Because God is supremely good, holy, just, and loving, he is right to be jealous for his name and to call us into a white-hot affection for him. His passion for his glory doesn't limit his love for us, it actually strengthens it. God's passion for his name should be our central motivation for our engagement in world evangelization, local witness, fellowship, and even in the daily activities of life.



### MEMORY VERSE

*Oh sing to the Lord a new song;  
sing to the Lord, all the earth!  
Sing to the Lord, bless his name;  
tell of his salvation from day to day.  
Declare his glory among the nations,  
His marvelous works among all the peoples!*

*Psalms 96:1-3*

---

**PEOPLE GROUP FOCUS:**  
**DRUKPA IN BHUTAN**

**KEY TERM:**  
**GLORY OF GOD**

---

## THOUGHTS FOR THE LEADER

The aim of the opening chapter of *Awaken* is to lead the reader into the discovery that our appropriate response to the glory and majesty of God is to develop a burning passion to see him glorified in our lives and throughout the world. Since everyone in your group is at a different point in their journey of faith, it's important not to assume they have already developed an intimate relationship with God. This is why we have provided ample space for reflection during the reading time and encourage you to provide time during your meeting so that your members can share their current views of God.

As the leader of the group, pay close attention to how your members express their views of God. This way you can track how God is working to transform them over the course of your meetings. This will also give you an opportunity to provide meaningful encouragement to them as you see those changes take place. You may even consider having your members write their thoughts about God on a piece of paper, which they hand to you. Then you can return this paper at your final meeting so they can see firsthand how God has worked in their lives.

Some members of your group may struggle with the idea of a *Jealous God*. Know that this is a normal response and likely due to the destructive consequences they have witnessed with human jealousy. J.I. Packer's quote in Day 3 helps us to understand that God's jealousy is simply the appropriate response to his supreme goodness. His immeasurable love towards us is satisfied with nothing less than having the supreme place in our affections. This truth is at the heart of the Westminster Confession introduced in Day 4. Our ultimate purpose is to both enjoy God and glorify him! Think about what it means to "*glorify God and enjoy him forever*." Write down how this is practically worked out in your life. Use this simple exercise to help the members of your group make connections on how they can practically live to glorify God and enjoy him forever.

In the People Group Focus portion of this chapter, you'll find a robust definition of global missions by renowned missiologists Arthur Glasser and Donald McGavran. It's important to notice that while the work of global missions is multifaceted, it always centers upon the person of Christ and God's desire to be glorified among the nations. Consider spending time unpacking this definition with your group, especially if you are reading *Awaken* as part of your preparation for an upcoming mission trip.



## PRAYER POINTS

*The group would get off to a great start with no issues or challenges in gathering together.*

*That people's hearts would come prepared to encounter God's Word and deepen their understanding of his heart for the nations.*

*That God would work through you as you lead your group.*

## SLIDE 1 - AWAKEN GRAPHIC

You can display this slide as people enter into your meeting space.

## SLIDE 2 - ICEBREAKER 5-10 MINUTES

See page 94 for icebreaker ideas.

## SLIDE 3 - CHAPTER INTRO 1-3 MINUTES

Officially welcome all participants to this week's session and address any important items of information that are relevant to the group as a whole. A short introductory paragraph is included to help you introduce the chapter. Keep in mind that the Chapter Video will give an overview of the chapter and will help to set up the conversations that will follow.

Everything begins and ends with the glory of God! Because God is supremely good, holy, just, and loving, he is right to be jealous for his name and to call us into a white-hot affection for him. His passion for his glory doesn't limit his love for us, it actually strengthens it. God's passion for his name should be our central motivation for our engagement in world evangelization, local witness, fellowship, and even in the daily activities of life.

## SLIDE 4 - MEMORY VERSE 1-3 MINUTES

Use this time to review the weekly memory verse and share its relevance to the overall theme of the chapter. You can have a bit of fun by creating a friendly competition among the groups to see who does the best job of memorizing the passage.

Oh sing to the Lord a new song;  
sing to the Lord, all the earth!  
Sing to the Lord, bless his name;  
tell of his salvation from day to day.  
Declare his glory among the nations,  
His marvelous works among all the peoples!  
[Psalm 96:1–3]

## SLIDE 5 - CHAPTER VIDEO 5 MINUTES

The Chapter Video is an essential component of the weekly gathering. In the video, you'll hear directly from one of the authors of *Awaken* as he helps center the conversation on the most essential elements of the chapter. Be sure to watch the video on your own before the session.

## SLIDES 6-9 - TABLE TIME 40-45 MINUTES

For each slide, briefly introduce the day and share a brief thought or quote that was meaningful to you. Then turn the conversation to the table groups and allow the table leaders to facilitate the conversation for that day at their own tables. Each daily slide contains the following components related to that day's reading: a summary of the reading, a passage of Scripture, and discussion questions.

Depending on how long your entire meeting time is—and what else you may have planned for your time—give table groups about 10 minutes to talk through each day. Use this time to sit in with different table groups to engage in their conversations and encourage their insights.

After about 10 minutes, bring everyone's attention back to the front. If time permits, invite a table or two to briefly share some of their insights with the entire room. This helps create a sense of connectivity with all groups and participants. Repeat this same process for the remaining devotional days: introduce the day, turn it over to table leaders, sit in with a different table group, and have one or two table groups share with the entire room.

## DAY 1 - STARTING POINT

### OVERVIEW:

There is an inescapable truth that our thoughts about God—who he is, what he is like, how he goes about being God—have a profound impact upon our lives.

### VERSE:

Revelation 15:3–4

### DISCUSSION POINTS:

What thoughts and images come into your mind when you think about God? Where did those thoughts come from?

How is God described in Revelation 15:3–4? How does this compare with your thoughts and images of him?

## DAY 2 - RIGHTSIZING GOD

### OVERVIEW:

There is a grandeur to the God we worship that escapes description. He is the God Most High, the Ancient of Days, the Self-Existent One, the God Who Sees. “He is before all things, and in him all things hold together” [Colossians 1:4]. He is the artist of heaven whose canvas is the cosmos, created to express his glory.

### VERSES:

1 Chronicles 29:11

Isaiah 40:25–26

### DISCUSSION POINTS:

What thoughts and images about God do the above verses invoke in your mind?

What does it mean to you that God is both incomprehensible in every way and yet so personal in his deep love for you?

## DAY 3 – A JEALOUS GOD

### OVERVIEW:

To say that God is jealous does not mean that he is insecure, childish, or petty. Human jealousy is one of selfishness, impulse, and vanity, but the jealousy of God is a different thing altogether. His jealousy is a proper and holy commitment to his honor and glory. J.I. Packer describes it as, “a praiseworthy zeal on his part to preserve something supremely precious.”

### VERSES:

Exodus 20:4–6

Psalm 106:7–8

### DISCUSSION POINTS:

After reflecting on the reading, how has your understanding of God being jealous changed?

What are your thoughts on the John Piper quote at the end of this day's reading?

## DAY 4: HIS GLORY, OUR RESPONSE

### OVERVIEW:

If God's own response to his magnificence is the unbridled passion for his name and glory, shouldn't his glory become our highest priority as well? Through Christ, we have not only been brought near to God but have also received a personal invitation to join in the greatest work of all—his global rescue mission of people from every tribe, nation, and tongue!

### VERSES:

Romans 12:1–2

Matthew 28:18–20

### DISCUSSION POINTS:

Reflect on the Westminster Confession. What does it mean to glorify God and enjoy him forever?

What role are we to play in making Christ known throughout the world?

## SLIDE 10 - CHAPTER SUMMARY 1-3 MINUTES

Bring this portion of the discussion to a close by summarizing the general theme of the chapter. You can either read the slide that has been provided or summarize it in your own words.

In chapter 1, we are invited to reflect upon just how incredible our God is. We see that our appropriate response to the glory and majesty of God is to develop a burning passion to see him glorified in our lives and throughout the world.

We are all at different points in our spiritual journey. As we travel together over the next several weeks, let us trust that God will work deeply in each of our hearts and lives!

## SLIDE 11 - KEY TERM 1-3 MINUTES

Each chapter in *Awaken* introduces essential missions themes and terms that are particularly relevant for serving and advocating for unreached people groups. These are found in Day 5 of each chapter, in the People Group Focus.

Missions Term for Chapter 1: **Global Missions**

“Global missions is carrying the gospel across cultural boundaries to those who owe no allegiance to Jesus Christ and encouraging them to accept him as Lord and Savior and to become responsible members of his church, working as the Holy Spirit leads, at both evangelism and justice, at making God’s will done on earth as it is done in heaven.”

—Arthur Glasser and Donald McGavran

## SLIDES 12, 13 - PEOPLE GROUP FOCUS 5-10 MINUTES

Each chapter in *Awaken* introduces a unique unreached people group whose stories deserve to be heard by the local church. These are found in Day 5 of each chapter, in the People Group Focus.

### PEOPLE GROUP FOR CHAPTER 1: DRUKPA IN BHUTAN

After introducing the people group, encourage participants to scan the QR code on the slide. This will lead them to an additional resource (such as the Joshua Project) to refer to alongside the People Group Focus in their *Awaken* book. Depending on preference, you could have the discussion and prayer happen at table groups or with the entire room.

## DISCUSSION

Share what you learned about the Drukpa from your reading and your responses to the questions at the end of this chapter.

## PRAYER

Pray for the Drukpa in Bhutan. Use the prayer points from your *Awaken* book as a reference.

As stated in the introduction, there are other creative ways to facilitate the People Group section. Some ideas include:

- If using *Awaken* as a part of your training for a specific mission trip, you can substitute this time with any items that are relevant to your trip, such as cultural and language training.
- Bring in a guest speaker from that nation or who has served in that nation to share his/her story.

## SLIDE 14 - NEXT WEEK 1-3 MINUTES

Briefly touch upon what you will cover next week and give any final pieces of information necessary for the group. Pray over your group as you end your session.

In the next chapter, we will begin exploring how God blesses his people to further his efforts to reach the nations. The focus will be on the implications and importance of the Abrahamic Covenant.



## CHAPTER TWO

# A COVENANT TO BLESS ALL NATIONS

God's unyielding commitment toward humanity was expressed through the covenant he formed with Abraham. It is through this covenant with Abraham that God initiated humanity's redemption on a global scale. From its inception, this covenant was not meant to be bound to any one tribe or nation but to be accessible to all through faith. The fullness of blessing of God's covenant with Abraham would ultimately come in the form of Jesus, the Son of God, who by his death and resurrection would once and for all reconcile humanity to God.

**MEMORY VERSE**

*Now the LORD said to Abram, "Go from your country and your kindred and your father's house to the land that I will show you. And I will make of you a great nation, and I will bless you and make your name great, so that you will be a blessing. I will bless those who bless you, and him who dishonors you I will curse, and in you all the families of the earth shall be blessed."*

*Genesis 12:1-3*

**PEOPLE GROUP FOCUS:**  
**DOLPA IN NEPAL**

**KEY TERM:**  
**PEOPLE GROUP**

## THOUGHTS FOR THE LEADER

Chapter 2 lays the groundwork for an exploration of Scripture that highlights God's unceasing activity to reconcile all humanity to himself and be glorified among the nations. This begins with God's redemptive response to humanity's sinfulness starting with the Fall and continuing throughout the early chapters of Genesis. In his immeasurable grace and mercy, God formed a covenant with Abraham that would serve as the means by which he would redeem all humanity through Christ. God's commitment to Abraham was that he would not only bless him, but would also bless all the nations of the earth through him. This means that when God formed the covenant with him the redemption of all humanity was at the forefront of his mind! Spend some time reflecting with your group on what it means for us to be in a covenant relationship with God through Christ. What are both the blessings and implications of being in a covenant relationship with God? You may also want to set aside time with your group to consider the depth of love that is demonstrated by God through his decision to enter into such a relationship with a sinful humanity for the sake of our redemption.

This chapter also introduces the biblical definition of the term *blessed*. We see that our enjoyment of God's blessings includes such things as health, prosperity, success, protection, and joy. You may want to consider having each member write down various ways that God has blessed them and then have them share what they wrote with the group. Afterwards you can ask, "What is the so that of the blessings you listed? In other words, how can you leverage your blessings to bless others?" An activity such as this creates a stewardship mentality of our blessings so that we are constantly seeking to bless others in return. We sum up this "*so that*" dynamic of blessing with the phrase "*conduits, not containers*." Given the fact that the members of your group have agreed to participate in an 8-week study focused on God's glory among the nations, it's likely that they desire to experience what it means to be a conduit of God's blessing! This being said, a useful exercise for helping your members understand the value of being a conduit is to have them reflect on how God worked through other people to bless them. They were blessed because someone else chose to be a conduit. Now they have the opportunity to do the same for others.

In the People Group Focus portion of this chapter, you'll find a definition of the term "people group." This is an important term to understand because it helps us to better appreciate the differences of culture, language, religion, geography, and so forth that impact the spread of the gospel from people to people. Consider reading Revelation 7:9–10 in light of this deepened understanding of the term people group. Imagine the scene of the over 17,000 people groups in this world giving praise to God!



## PRAYER POINTS

*That people's hearts would come prepared to encounter God's Word and deepen their understanding of his heart for the nations.*

*That the members of your group would begin to experience authentic community with one another.*

*That the members of your group would develop a deeper understanding of the purpose behind God's blessing.*

*That God would continue to empower you to lead and support your group.*

## SLIDE 1 - AWAKEN GRAPHIC

You can display this slide as people enter into your meeting space.

## SLIDE 2 - ICEBREAKER 5-10 MINUTES

See page 94 for icebreaker ideas.

## SLIDE 3 - CHAPTER INTRO 1-3 MINUTES

Officially welcome all participants to this week's session and address any important items of information that are relevant to the group as a whole. A short introductory paragraph is included to help you introduce the chapter. Keep in mind that the Chapter Video will give an overview of the chapter and will help to set up the conversations that will follow.

God's unyielding commitment toward humanity was expressed through the covenant he formed with Abraham. It is through this covenant with Abraham that God initiated humanity's redemption on a global scale. From its inception, the blessings of this covenant were not meant to be bound to any one tribe or nation but to be accessible to all through faith. The fullness of the blessing of God's covenant with Abraham would ultimately come in the form of Jesus, the Son of God, who by his death and resurrection would once and for all reconcile humanity to God.

## SLIDE 4 - MEMORY VERSE 1-3 MINUTES

Use this time to review the weekly memory verse and share its relevance to the overall theme of the chapter. You can have a bit of fun by creating a friendly competition among the groups to see who does the best job of memorizing the passage.

Now the Lord said to Abram, “Go from your country and your kindred and your father’s house to the land that I will show you. And I will make of you a great nation, and I will bless you and make your name great, so that you will be a blessing. I will bless those who bless you, and him who dishonors you I will curse, and in you all the families of the earth shall be blessed.”  
[Genesis 12:1–3]

## SLIDE 5 - CHAPTER VIDEO 5 MINUTES

The Chapter Video is an essential component of the weekly gathering. In the video, you’ll hear directly from one of the authors of *Awaken* as he helps center the conversation on the most essential elements of the chapter. Be sure to watch the video on your own before the session.

## SLIDES 6-9 - TABLE TIME 40-45 MINUTES

For each slide, briefly introduce the day and share a brief thought or quote that was meaningful to you. Then turn the conversation to the table groups and allow the table leaders to facilitate the conversation for that day at their own tables. Each daily slide contains the following components related to that day’s reading: a summary of the reading, a passage of Scripture, and discussion questions.

Depending on how long your entire meeting time is—and what else you may have planned for your time—give table groups about 10 minutes to talk through each day. Use this time to sit in with different table groups to engage in their conversations and encourage their insights.

After about 10 minutes, bring everyone’s attention back to the front. If time permits, invite a table or two to briefly share some of their insights with the entire room. This helps create a sense of connectivity with all groups and participants. Repeat this same process for the remaining devotional days: introduce the day, turn it over to table leaders, sit in with a different table group, and have one or two table groups share with the entire room.

## DAY 1 - CYCLE OF SIN AND REBELLION

### OVERVIEW:

The creator of the entire universe, the one who has breathed stars into existence and energizes every living thing, has made each of us in his image. What an honor bestowed upon us! Sadly, it didn't take long for our first ancestors to disobey God and unleash the destructive power of sin into this world. Thankfully, our just and holy God responded with redemptive love and promised that one day Eve's offspring would one day destroy the serpent and his dominion—a promise ultimately fulfilled in Christ.

### VERSES:

Genesis 1:26–28

Psalm 103:8–12

### DISCUSSION POINTS:

What does it say about God's love for us that he created us with the ability to have a relationship with him?

How should we respond to the love and mercy of God we've experienced in our own lives?

## DAY 2 - GOD'S COVENANTAL RESPONSE

### OVERVIEW:

God's faithfulness towards mankind is not, and will never be, determined by our faithfulness to him. His faithfulness stems from his very character in which the depths of his love, mercy, and compassion move him to act. In spite of the repeated bouts of sinful rebellion seen in the early chapters of Genesis, God continued to pursue mankind by entering into a covenant with Abraham. This covenant laid the foundation for humanity's redemption—it was a global covenant for a global kingdom!

### VERSES:

Genesis 12:1–3

Genesis 17:1–7

**DISCUSSION POINTS:**

What are three ways God said he would bless Abraham? What do the verses tell us about God's purposes in this covenant?

Abraham wasn't perfect, yet God worked through him to accomplish his purposes. What does that say about God's ability to use each of us?

**DAY 3 - A GLOBAL COVENANT FOR A GLOBAL KINGDOM****OVERVIEW:**

The glorious scene described in Revelation 7 isn't something that will simply happen on its own. An innumerable mass of people from every corner of the earth don't just coincidentally arrive in the same location, dressed in the same clothes, singing the same song. Something had to connect this moment in time with God's covenant with Abraham to make it a reality. And that Something is Someone: Jesus. It is through his life, death, and resurrection that the fullness of the blessing God initiated through Abraham has been made available to all people! God's covenant with Abraham is a preview of the gospel: the good news that all humanity could be reconciled to God through faith in Christ.

**VERSES:**

Revelation 7:9-10

Galatians 3:7-9

**DISCUSSION POINTS:**

What connections do you see between the Abrahamic Covenant in Genesis 17 and the scene of Revelation 7?

What insights does the Galatians passage give us into God's ultimate purpose for the Abrahamic Covenant?

**DAY 4 - CONDUITS, NOT CONTAINERS****OVERVIEW:**

The purpose of God's blessing is found in two little words that we can easily gloss over: so that. God's blessing upon Abraham's life was not meant to stop with him but to spread through him. If we're not careful, we can become so fixated on ourselves that we miss the real purpose behind God's blessing. You and I weren't called to be containers of God's blessing; we are called to be conduits.

Containers are designed for holding; conduits are designed for movement. The more that comes in, the more that passes through. Conduits teem with energy! When we rightfully see ourselves as conduits of God's blessing, we are positioned, poised, and postured to unleash the goodness of God upon others!

### VERSES:

Genesis 12:2

Matthew 6:19–21

### DISCUSSION POINTS:

How have you personally been blessed by someone else being a conduit of God's blessing in your life?

What are some opportunities in your local church to be a conduit of blessing? What steps can you take today to participate in them?

## SLIDE 10 - CHAPTER SUMMARY 1-3 MINUTES

Bring this portion of the discussion to a close by summarizing the general theme of the chapter. You can either read the slide that has been provided or summarize it in your own words.

In chapter 2, we discovered how God's covenant with Abraham laid the foundation for humanity's redemption on a global scale! The fullness of the blessing of God's covenant with Abraham would ultimately come in the form of Jesus, the Son of God, who by his death and resurrection would once and for all reconcile humanity to God.

Just as the blessings of this covenant were meant to extend to all people and places, the blessings God has given us are meant to spread through us and not stop with us!

## SLIDE 11 - KEY TERM 1-3 MINUTES

Each chapter in *Awaken* introduces essential missions themes and terms that are particularly relevant for serving and advocating for unreached people groups. These are found in Day 5 of each chapter, in the People Group Focus.

### Key Term for Chapter 2: **People Group**

For evangelization purposes, a people group is the largest group within which the gospel can spread as a church planting movement without encountering barriers of understanding or acceptance.

## SLIDES 12, 13 - PEOPLE GROUP FOCUS 5-10 MINUTES

Each chapter in *Awaken* introduces a unique unreached people group whose stories deserve to be heard by the local church. These are found in Day 5 of each chapter, in the People Group Focus.

### PEOPLE GROUP FOR CHAPTER 2: DOLPA IN NEPAL

After introducing the people group, encourage participants to scan the QR code on the slide. This will lead them to an additional resource (such as the Joshua Project) to refer to alongside the People Group Focus in their *Awaken* book. Depending on preference, you could have the discussion and prayer happen at table groups or with the entire room.

#### DISCUSSION

Share what you learned about the Dolpa from your reading and your responses to the questions at the end of this chapter.

#### PRAYER

Pray for the Dolpa in Nepal. Use the prayer points from your *Awaken* book as a reference.

As stated in the introduction, there are other creative ways to facilitate the People Group section. Some ideas include:

- If using *Awaken* as a part of your training for a specific mission trip, you can substitute this time with any items that are relevant to your trip, such as cultural and language training.
- Bring in a guest speaker from that nation or who has served in that nation to share his/her story.

## SLIDE 14 - NEXT WEEK 1-3 MINUTES

Briefly touch upon what you will cover next week and give any final pieces of information necessary for the group. Pray over your group as you end your session.

In the next chapter, we will explore scenes throughout the Old Testament to see how God worked through his people to bless other nations.



## CHAPTER THREE

# BLESSED TO BE A BLESSING

One of the major themes of the Bible is that God blesses his people to accomplish his purpose of redeeming the nations. This theme is developed in key moments throughout the Old Testament such as the Exodus, the rescue of Daniel, and Solomon's dedication of the Temple. As we catch a vision for what God is doing among the nations, it's important to wrestle with what the redemption of God looks like at an individual, corporate, and societal level. God invites us to join him in his work wherever we are; let us be sensitive to those invitations.

**MEMORY VERSE**

*"Be still, and know that I am God.  
I will be exalted among the nations,  
I will be exalted in the earth!"*

*Psalms 46:10*

**PEOPLE GROUP FOCUS:**  
**KOREANS OF NORTH KOREA**

**KEY TERM:**  
**UNREACHED PEOPLE GROUP**

## THOUGHTS FOR THE LEADER

Chapter 3 explores pivotal moments in the history of Israel to uncover how God blesses his people with the intent of impacting the nations around them. This leads us into a handful of important themes when considering the redemptive work of God in and through the nation of Israel as he sought to be glorified among all nations. First, we notice that there is both an upper and lower story told throughout Scripture. The lower story recounts the lives and events of people—Abraham, Noah, Joseph, and so on. It’s the point of view we are most acquainted with because it mirrors how we experience our own lives. The upper story is God’s perspective. It tells what he is up to as he weaves all the threads of the story together, creating one glorious narrative tapestry of redemption. Ask your members to share how they have seen God’s upper story at work in their lower story. This can be especially encouraging for those going through a difficult season or one in which major life decisions need to be made.

This chapter reinforces the “so that” dynamic of God’s blessing as it delves into the various phases of entering into, residing in, and exile out of the Promised Land. In each and every phase God was at work through his people so they could be instruments of his blessing to others! Lastly, we see how even in the worst of circumstances, the Babylonian Captivity, God’s people were tasked with seeking the welfare (shalom) of those around them to further the redemptive purposes of God. In many ways, this speaks to the heart of what it means to be a disciple of Christ in a fallen world. Jesus himself declared that we are to be considered blessed when we are persecuted for the sake of righteousness (Matthew 5:10–12). Help your group to think through how they can be tangible blessings to those around them who may be confrontational towards them and the gospel.

In the People Group Focus of this chapter, we are confronted with staggering statistics regarding the unreached. Our experience shows that many Christians are simply uninformed of the enormity of the task that remains in terms of bringing the gospel to the ends of the earth as Jesus instructed. It can be difficult to imagine just how large of a number 3.2 billion is [the estimated number of unreached people on earth] as well as fully understand why there remain so many unreached. Consider visiting [triad.earth/the-unreached](http://triad.earth/the-unreached) to help your group members gain a better understanding of this important topic.



## PRAYER POINTS

*That people's hearts would come prepared to encounter God's Word and deepen their understanding of his heart for the nations.*

*That the members of your group would begin to participate in the activity of seeking and praying for shalom in the lives of those around them and the cities in which they live.*

*That the members of your group would develop a desire to see God work through them to bless others.*

*That God would work through you as you lead your group.*

## SLIDE 1 - AWAKEN GRAPHIC

You can display this slide as people enter into your meeting space.

## SLIDE 2 - ICEBREAKER 5-10 MINUTES

See page 94 for icebreaker ideas.


## SLIDE 3 - CHAPTER INTRO 1-3 MINUTES

Officially welcome all participants to this week's session and address any important items of information that are relevant to the group as a whole. A short introductory paragraph is included to help you introduce the chapter. Keep in mind that the Chapter Video will give an overview of the chapter and will help to set up the conversations that will follow.

One of the major themes of the Bible is that God blesses his people to accomplish his purpose of redeeming the nations. This theme is developed in key moments throughout the Old Testament, such as the Exodus, the rescue of Daniel, and Solomon's dedication of the Temple. As we catch a vision for what God is doing among the nations, it's important to wrestle with what the redemption of God looks like at an individual, corporate, and societal level. God invites us to join him in his work wherever we are; let us be sensitive to those invitations.

## SLIDE 4 - MEMORY VERSE 1-3 MINUTES

Use this time to review the weekly memory verse and share its relevance to the overall theme of the chapter. You can have a bit of fun by creating a friendly competition among the groups to see who does the best job of memorizing the passage.



Be still, and know that I am God.  
I will be exalted among the nations,  
I will be exalted in the earth!  
[Psalm 46:10]

## SLIDE 5 - CHAPTER VIDEO 5 MINUTES

The Chapter Video is an essential component of the weekly gathering. In the video, you'll hear directly from one of the authors of *Awaken* as he helps center the conversation on the most essential elements of the chapter. Be sure to watch the video on your own before the session.

## SLIDES 6-9 - TABLE TIME 40-45 MINUTES

For each slide, briefly introduce the day and share a brief thought or quote that was meaningful to you. Then turn the conversation to the table groups and allow the table leaders to facilitate the conversation for that day at their own tables. Each daily slide contains the following components related to that day's reading: a summary of the reading, a passage of Scripture, and discussion questions.

Depending on how long your entire meeting time is—and what else you may have planned for your time—give table groups about 10 minutes to talk through each day. Use this time to sit in with different table groups to engage in their conversations and encourage their insights.

After about 10 minutes, bring everyone's attention back to the front. If time permits, invite a table or two to briefly share some of their insights with the entire room. This helps create a sense of connectivity with all groups and participants. Repeat this same process for the remaining devotional days: introduce the day, turn it over to table leaders, sit in with a different table group, and have one or two table groups share with the entire room.

## DAY 1 - THE GREAT DELIVERANCE

### OVERVIEW:

The Bible contains within it two stories: a lower story and an upper story. The lower story recounts the lives and events of people—Abraham, Noah, Joseph, and so on. It's the point of view we are most acquainted with because it mirrors how we experience our own lives: linearly and at a surface level. The upper story is God's perspective. It tells what he is up to as he weaves all the threads of the story together, creating one glorious narrative tapestry of redemption.

The lower story of Israel's deliverance—like all other stories in the Bible—must be understood in light of God's upper story. Through the deliverance of his people, God was able to make his name great among the nations and preserve the line from which the Savior of the World would ultimately come.

### VERSES:

Genesis 50:20

Exodus 9:13–16

### DISCUSSION POINTS:

How did God's upper story and Joseph's lower story work together?

Why is it important to view our personal "lower story" in light of God's "upper story"?

## DAY 2 - GOD'S BLESSING AND GOD'S PURPOSE

### OVERVIEW

"Mission cannot be an afterthought for the Old Testament: it is the heart and core of the plan of God."

—Walter Kaiser

The privilege of being the people of God comes with the responsibility of being engaged in the work of God. There is a purpose for every blessing God gives. The relationship between God's blessing and purpose is often linked in Scripture by the phrase "so that." Throughout the various phases of entering into, residing in, and exile out of the Promised Land, God was at work through his people so they could be instruments of his blessing to others!

**VERSES:**

Joshua 2:8–11

1 Kings 10:1,6–9

Daniel 6:25–27

**DISCUSSION POINTS:**

What were the “so thats” for how God cared for his people as they entered, resided in, and were exiled out of the Promised Land?

Share your responses from the Selah of Day 2 regarding God’s blessing and his purpose in your life.

**DAY 3 - ACTIVITY AND ADDRESS****OVERVIEW:**

Sometimes the blessing and purpose of God meet in unexpected places. As a result of their repeated disobedience, the people of Israel found themselves in exile in Babylon. While there, God gave them an *activity* for their *address*: seek the welfare of the city! Even in the worst of circumstances, God’s people were meant to be a blessing. He strategically located them among people who did not know him so that he could make his name great among them. In many ways, this speaks to the heart of what it means to be a disciple of Christ in a fallen world. We are to be a blessing wherever we are!

**VERSES:**

Jeremiah 29:7

Jeremiah 29:11–14

**DISCUSSION POINTS:**

Share your thoughts on the explanation of the term *shalom* from *Awaken*.

Think of your current city of residence. How might you bring shalom to the nations from where you are?

## DAY 4 - PRAYER AND THE MISSION OF GOD

### OVERVIEW:

One of the most fascinating concepts in the Old Testament is how the major participants in God's story integrated their understanding of his redemptive purpose into their interactions with him. Moses' intercessory prayer for God's people and Solomon's prayer of dedication for the Temple emphasize God's heart for the nations.

### VERSES:

Numbers 14:13–16

1 Kings 8:41–43

### DISCUSSION POINTS:

What does Moses' prayer reveal about his understanding of God's redemptive purpose among the nations?

How does Solomon's prayer of dedication deepen our understanding of Jesus' response to what he saw taking place in the Temple?

## SLIDE 10 - CHAPTER SUMMARY 1-3 MINUTES

Bring this portion of the discussion to a close by summarizing the general theme of the chapter. You can either read the slide that has been provided or summarize in your own words.

In chapter 3, we explored pivotal moments in the history of Israel to uncover how God blesses his people with the intent of impacting the nations around them. God invites his people to view their lower story in light of his upper story in which he is creating one glorious narrative tapestry of redemption!

As we catch a vision for what God is doing among the nations, let us consider how we can join him in his work wherever we are.

## SLIDE 11 - KEY TERM 1-3 MINUTES

Each chapter in *Awaken* introduces essential missions themes and terms that are particularly relevant for serving and advocating for unreached people groups. These are found in Day 5 of each chapter, in the People Group Focus.

### Key Term for Chapter 3: **Unreached People Group**

An unreached people group, or UPG, is a society among which there is no established local community of believers. This small to non-existent church (less than 2% of the population) often also lacks the resources to evangelize their people group and make Christ known in the broader population without outside help.

## SLIDES 12, 13 - PEOPLE GROUP FOCUS 5-10 MINUTES

Each chapter in *Awaken* introduces a unique unreached people group whose stories deserve to be heard by the local church. These are found in Day 5 of each chapter, in the People Group Focus.

### PEOPLE GROUP FOR CHAPTER 3: KOREANS IN NORTH KOREA

After introducing the people group, encourage participants to scan the QR code on the slide. This will lead them to an additional resource (such as the Joshua Project) to refer to alongside the People Group Focus in their *Awaken* book. Depending on preference, you could have the discussion and prayer happen at table groups or with the entire room.

### DISCUSSION

Share what you learned about the North Koreans from your reading and your responses to the questions at the end of this chapter.

### PRAYER

Pray for the North Koreans. Use the prayer points from your *Awaken* book as a reference.

As stated in the introduction, there are other creative ways to facilitate the People Group section. Some ideas include:

- If using *Awaken* as a part of your training for a specific mission trip, you can substitute this time with any items that are relevant to your trip, such as




cultural and language training.

- Bring in a guest speaker from that nation or who has served in that nation to share his/her story.

## **SLIDE 14 - NEXT WEEK 1-3 MINUTES**

Briefly touch upon what you will cover next week and give any final pieces of information necessary for the group. Pray over your group as you end your session.



In the next chapter, we will discover how the Psalms and Prophetic Books express God's heart for the nations in powerful ways! We'll see how God spoke through the psalmists and prophets to declare his love for all people.

## CHAPTER FOUR

# KINGDOM MESSENGERS

The Psalms and Prophets stir our hearts and minds to see God glorified among the peoples of the earth, many of whom are considered unreached. Fifty of the 150 Psalms in the Old Testament speak positively of the nations and emphasize God's kingship over them. The Old Testament prophets weren't sent exclusively to Israel but to other countries as well, so that God could be glorified among them.

**MEMORY VERSE**

*May God be gracious to us and bless us  
and make his face to shine upon us, Selah  
that your way may be known on earth,  
your saving power among all nations.  
Let the peoples praise you, O God;  
let all the peoples praise you!*

*Psalms 67:1–3*

**PEOPLE GROUP FOCUS:**  
**IRANIAN ARABS IN IRAN**

**KEY TERM:**  
**T.H.U.M.B.**

## THOUGHTS FOR THE LEADER

Chapter 4 reminds us that while we are invited into an intimate and personal relationship with God, he is not our sole possession. God is King of the Nations! A journey into the Psalms reveals that 1/3 of them speak positively of the nations and emphasize God's kingship over them. Even in the midst of his covenantal relationship with the nation of Israel, God remained concerned with the nations of the world. As the leader of the group, this is a perfect opportunity for you to help your group explore modern worship through the lens of God's love for the nations. One way this could be done is to select a song that speaks of God's love for the nations and have your group listen to it with the accompanying lyrics. Then, ask the group to share how they see God's love for the nations expressed in that song. Some other questions you can consider asking your group include:

- Why is it important that at least some of the worship songs we sing display God's heart for the nations?
- How can our worship of God fuel our desire to see him glorified among the nations? In what ways might God be personally inviting you to act upon that desire?

In this chapter, we see that the prophets of God were not sent exclusively to the nation of Israel, but also to other nations and peoples. A major function for the Old Testament prophets was to serve as God's mouthpiece so that people could become aware of God's intents and plans. The fact that God would communicate his heart and mind to people he was not in a covenantal relationship with serves to reinforce both his lordship over and love for all nations. It's with this in mind that we take a closer look at the prophet Jonah, the reluctant messenger who struggled to overcome his own prejudices towards the Ninevites. Throughout the book of Jonah, we see a dramatic contrast between God's love for a sinful people and Jonah's animosity towards them. As the leader of the group, do some gentle digging with your members to help uncover biases that may hinder their ability to truly reach out to others with redemptive love. What kind of people do we tend to avoid? What are our reasons for avoiding them? Help your members to process through ways to overcome such biases so that they can be a loving and authentic representation of Christ in the midst of those very people.

In the People Group Focus of this chapter, you'll find the acronym T.H.U.M.B. which is a helpful way to remember the major religious categories of the unreached: Tribal, Hindu, Unreligious, Muslim, and Buddhist. Consider organizing a group outing to interact with people from one of the T.H.U.M.B. groups and creating space for conversation on what they may have learned about that group.



## PRAYER POINTS

*That people's hearts would come prepared to encounter God's Word and deepen their understanding of his heart for the nations.*

*That your members' journey through the Psalms and Prophets would reinforce their understanding of God's love for all peoples.*

*That the members of your group would have a greater desire to see God glorified among the nations.*

*That God would give you increasing insight on how to care for your group.*

## SLIDE 1 - AWAKEN GRAPHIC

You can display this slide as people enter into your meeting space.

## SLIDE 2 - ICEBREAKER 5-10 MINUTES

See page 94 for icebreaker ideas.

## SLIDE 3 - CHAPTER INTRO 1-3 MINUTES

Officially welcome all participants to this week's session and address any important items of information that are relevant to the group as a whole. A short introductory paragraph is included to help you introduce the chapter. Keep in mind that the Chapter Video will give an overview of the chapter and will help to set up the conversations that will follow.

The Psalms and Prophets stir our hearts and minds to see God glorified among the peoples of the earth, many of whom are considered unreached. Fifty of the 150 Psalms in the Old Testament speak positively of the nations and emphasize God's kingship over them. The Old Testament prophets weren't sent exclusively to Israel but to other countries as well, so that God could be glorified among them.

## SLIDE 4 - MEMORY VERSE 1-3 MINUTES

Use this time to review the weekly memory verse and share its relevance to the overall theme of the chapter. You can have a bit of fun by creating a friendly competition among the groups to see who does the best job of memorizing the passage.

May God be gracious to us and bless us and make his face to shine upon us, that your way may be known on earth, your saving power among all nations. Let the peoples praise you, O God; let all the peoples praise you!  
[Psalm 67:1–3]

## SLIDE 5 - CHAPTER VIDEO 5 MINUTES

The Chapter Video is an essential component of the weekly gathering. In the video, you'll hear directly from one of the authors of *Awaken* as he helps center the conversation on the most essential elements of the chapter. Be sure to watch the video on your own before the session.

## SLIDES 6-9 - TABLE TIME 40-45 MINUTES

For each slide, briefly introduce the day and share a brief thought or quote that was meaningful to you. Then turn the conversation to the table groups and allow the table leaders to facilitate the conversation for that day at their own tables. Each daily slide contains the following components related to that day's reading: a summary of the reading, a passage of Scripture, and discussion questions.

Depending on how long your entire meeting time is—and what else you may have planned for your time—give table groups about 10 minutes to talk through each day. Use this time to sit in with different table groups to engage in their conversations and encourage their insights.

After about 10 minutes, bring everyone's attention back to the front. If time permits, invite a table or two to briefly share some of their insights with the entire room. This helps create a sense of connectivity with all groups and participants. Repeat this same process for the remaining devotional days: introduce the day, turn it over to table leaders, sit in with a different table group, and have one or two table groups share with the entire room.

## DAY 1 - GOD IS NO LOCAL GOD

### OVERVIEW

While each of us is invited into an intimate and personal relationship with God, he is not our sole possession. God is King of the Nations! Fifty of the 150 Psalms in the Old Testament speak positively of the nations and emphasize God's kingship over them. Even in the midst of his covenantal relationship with the nation of Israel, God remained concerned with the nations of the world.

### VERSES:

Psalm 22:27–28

Psalm 47:1–9

### DISCUSSION POINTS:

1/3 of the Psalms speak positively of the nations and emphasize God's kingship over them. What are some modern worship songs that reflect God's heart for the nations?

How can we be sure to live in such a way that we don't treat God as our local god?

## DAY 2 - PSALM 96

### OVERVIEW:

Psalm 96 is a beautiful example of God weaving together the threads of his motivation for humanity's redemption, the global scope of his work, and the invitation for all nations to worship him. With a contemplative heart and mind, read through the entire Psalm and then reflect on what it reveals to you.

### VERSES:

Psalm 96:1–13

### DISCUSSION:

According to Psalm 96, what is the motivation for both humanity and creation to do what they are called to do? Record what you discovered and your reaction to it.

How can our worship of God fuel our desire to see him glorified among the nations? In what ways might God be personally inviting you to act upon that desire?

## DAY 3 - OLD TESTAMENT PROPHETS AND THE NATIONS

### OVERVIEW:

In his efforts to make his name known among all peoples, God sent his prophets to other nations. The prophets of God beautifully interwove his global purpose into their proclamations and writings. They reveal that the glory of God is far too vast to be confined to the worship of any one people, and instead, his glory will rightly be made known throughout the entire earth!

### VERSES:

Isaiah 19:18–25

Daniel 7:14

### DISCUSSION:

Consider God's consistent determination to bring all nations into relationship with himself. How are you aligning your life to God's global purpose? What areas of your life need greater alignment?

## DAY 4 - THE RELUCTANT MESSENGER

### OVERVIEW:

The fact that God would communicate his heart and mind to people he was not in a covenantal relationship with serves to reinforce both his lordship over and love for all nations. Throughout the book of Jonah, we see a dramatic contrast between God's love for a sinful people and Jonah's animosity towards them. Full participation in the mission of God requires us to see people as he does. It requires us to overcome our own biases and embrace empathy.

### VERSES:

Jonah 1:13–16

Jonah 3:5–10

Jonah 4:9–11

**DISCUSSION:**

Share your thoughts on the story of Jonah, the reluctant messenger.

What is the significance of God sending his prophets to other nations?

**SLIDE 10 - CHAPTER SUMMARY 1-3 MINUTES**

Bring this portion of the discussion to a close by summarizing the general theme of the chapter. You can either read the slide that has been provided or summarize it in your own words.

In chapter 4, we saw how God worked through his messengers—the psalmists and the prophets—to express his love for the nations and his lordship over them. As the people of God, it's important for us to remember that while we are invited into an intimate and personal relationship with God, he is not our sole possession. God is King of the Nations!

**SLIDE 11 - KEY TERM 1-3 MINUTES**

Each chapter in *Awaken* introduces essential missions themes and terms that are particularly relevant for serving and advocating for unreached people groups. These are found in Day 5 of each chapter, in the People Group Focus.

**Key Term for Chapter 4: THUMB**

The acronym T.H.U.M.B. is helpful to remember the major religious categories of these people.

**T - TRIBAL**

They hold to animistic and superstitious beliefs that everything has a spirit and that sacrifices must be made to appease these spirits.

**H - HINDU**

They believe that millions of gods exist and that humans are bound in a cycle of reincarnation until they progressively reach a state of perfection.

**U - UNRELIGIOUS**

Unreligious people groups are either atheistic (believe God doesn't exist) or agnostic (are uninterested in the belief of God).



**M – MUSLIM**

They believe in a single god named Allah and that Muhammad was his final and greatest prophet. While Muslims believe that Jesus was a good prophet, they do not believe that he is the Son of God or greater than Muhammad.

**B – BUDDHIST**

Based on the teachings of Buddha, they believe that suffering is a result of human desire and a lack of inner peace. They believe the end of suffering can only come by ridding oneself of desire through meditation and reincarnation with the hope of reaching nirvana.

**SLIDES 12, 13 – PEOPLE GROUP FOCUS 5-10 MINUTES**

Each chapter in *Awaken* introduces a unique unreached people group whose stories deserve to be heard by the local church. These are found in Day 5 of each chapter, in the People Group Focus.

**PEOPLE GROUP FOR CHAPTER 4: IRANIAN ARABS IN IRAN**

After introducing the people group, encourage participants to scan the QR code on the slide. This will lead them to an additional resource (such as the Joshua Project) to refer to alongside the People Group Focus in their *Awaken* book. Depending on preference, you could have the discussion and prayer happen at table groups or with the entire room.

**DISCUSSION**

Share what you learned about the Iranian Arabs from your reading and your responses to the questions at the end of this chapter.

**PRAYER**

Pray for the Iranian Arabs. Use the prayer points from your *Awaken* book as a reference.


As stated in the introduction, there are other creative ways to facilitate the People Group section. Some ideas include:

- If using *Awaken* as a part of your training for a specific mission trip, you can substitute this time with any items that are relevant to your trip, such as cultural and language training.

- Bring in a guest speaker from that nation or who has served in that nation to share his/her story.

## **SLIDE 14 - NEXT WEEK 1-3 MINUTES**

Briefly touch upon what you will cover next week and give any final pieces of information necessary for the group. Pray over your group as you end your session.



In the next chapter, we will see how the fullest expression of God the Father's heart for the nations is found in Jesus, his Son. He revealed that he wasn't simply a national Messiah, but the Savior of the World!

## CHAPTER FIVE

# THE SAVIOR OF THE WORLD

When Jesus revealed himself to be the Messiah, he did so in a context that had strong nationalistic ideas about who the Messiah ought to be and what he ought to do. Throughout his life, Jesus battled these misconceptions to demonstrate that he was the Savior of the World, not a national savior for the Jewish people. As we consider the ramifications of Jesus being the Savior of the World, it's important to also consider the personal implications of being a disciple of the Savior of the World. As a disciple, each of us is Jesus' student: learning from him, following his example, and modeling our life after his.

**MEMORY VERSE**

*Many Samaritans from that town believed in him because of the woman's testimony, "He told me all that I ever did." So when the Samaritans came to him, they asked him to stay with them, and he stayed there two days. And many more believed because of his word. They said to the woman, "It is no longer because of what you said that we believe, for we have heard for ourselves, and we know that this is indeed the Savior of the world."*

*John 4:39-42*

**PEOPLE GROUP FOCUS:**  
**BHAR IN INDIA**

**KEY TERM:**  
**STRATUS INDEX**

## THOUGHTS FOR THE LEADER

In Chapter 5, we see that Jesus was clear that his mission as Son of God and Messiah was to inaugurate the Kingdom of God and to give his life for the redemption of all who would place their faith in him. He did not come to be just the savior of the Jews, but the Savior of the World. Consider providing time for your group to reflect on what it means for them to be a disciple of the Savior of the World. How do we live out what it means to be a disciple in light of this fact?

The Gospels teach us that a primary reason that Jesus was rejected by his own people was that he did not meet their expectations of a nationalistic and militant messiah. They were so set in their own preconceptions of what they expected from God that their hearts were hardened to the fact that he was doing something far greater than restoring a temporal nation on earth. One of the tests of our own discipleship is how we respond to God when situations don't pan out as we had hoped or expected they would. Yet, if we keep the upper and lower story dynamic from Chapter 3 in mind, we can possess the hope that God is truly working out all things for our good. This would be a great opportunity to have your group share the challenges they've faced in their discipleship and to encourage those who are in the midst of difficult circumstances.

While in Samaria, Jesus commented on his disciples' blindness to the harvest field right before them. Sadly, their prejudices towards Samaritans hindered them from seeing those people as potential recipients of the gospel. Some questions you might ask your group are: What are some blinders that we have from seeing the harvest before us? Who are the *Samaritans* in our own communities that God might be prompting us to reach?

In the People Group Focus of this chapter, the members of your group are introduced to the Stratus Index. Practice navigating the [stratus.earth](http://stratus.earth) website before your next meeting. Consider setting aside time during your next meeting to help the members of your group become familiar with this incredible resource. Since the People Group Focus of this week is the Bhar in India, you may want to download the country profile of India from Stratus for your group.



## PRAYER POINTS

*That people's hearts would come prepared to encounter God's Word and deepen their understanding of his heart for the nations.*

*That God would begin to reveal to your members what it means to be a disciple of the Savior of the World.*

*That any members of your group who are considering major decisions would make those decisions in light of their call to be disciples of Jesus.*

*That you would experience renewed energy as you reach the halfway point of leading your group.*

## SLIDE 1 - AWAKEN GRAPHIC

You can display this slide as people enter into your meeting space.

## SLIDE 2 - ICEBREAKER 5-10 MINUTES

See page 94 for icebreaker ideas.

## SLIDE 3 - CHAPTER INTRO 1-3 MINUTES

Officially welcome all participants to this week's session and address any important items of information that are relevant to the group as a whole. A short introductory paragraph is included to help you introduce the chapter. Keep in mind that the Chapter Video will give an overview of the chapter and will help to set up the conversations that will follow.

When Jesus revealed himself to be the Messiah, he did so in a context that had strong nationalistic ideas about who the Messiah ought to be and what he ought to do. Throughout his life, Jesus battled these misconceptions to demonstrate that he was the Savior of the World, not a national savior for the Jewish people. As we consider the ramifications of Jesus being the Savior of the World, it's important to also consider the personal implications of being a disciple of the Savior of the World. As a disciple, each of us is Jesus' student: learning from him, following his example, and modeling our life after his.

## SLIDE 4 - MEMORY VERSE 1-3 MINUTES

Use this time to review the weekly memory verse and share its relevance to the overall theme of the chapter. You can have a bit of fun by creating a friendly competition among the groups to see who does the best job of memorizing the passage.

Many Samaritans from that town believed in him because of the woman's testimony, "He told me all that I ever did." So when the Samaritans came to him, they asked him to stay with them, and he stayed there two days. And many more believed because of his word. They said to the woman, "It is no longer because of what you said that we believe, for we have heard for ourselves, and we know that this is indeed the Savior of the world."

[John 4:39–42]

## SLIDE 5 - CHAPTER VIDEO 5 MINUTES

The Chapter Video is an essential component of the weekly gathering. In the video, you'll hear directly from one of the authors of *Awaken* as he helps center the conversation on the most essential elements of the chapter. Be sure to watch the video on your own before the session.

## SLIDES 6-9 - TABLE TIME 40-45 MINUTES

For each slide, briefly introduce the day and share a brief thought or quote that was meaningful to you. Then turn the conversation to the table groups and allow the table leaders to facilitate the conversation for that day at their own tables. Each daily slide contains the following components related to that day's reading: a summary of the reading, a passage of Scripture, and discussion questions.

Depending on how long your entire meeting time is—and what else you may have planned for your time—give table groups about 10 minutes to talk through each day. Use this time to sit in with different table groups to engage in their conversations and encourage their insights.

After about 10 minutes, bring everyone's attention back to the front. If time permits, invite a table or two to briefly share some of their insights with the entire room. This helps create a sense of connectivity with all groups and participants. Repeat this same process for the remaining devotional days: introduce the day, turn it over to table leaders, sit in with a different table group, and have one or two table groups share with the entire room.

## DAY 1 - THE LIGHT FOR ALL NATIONS

### OVERVIEW

The centuries before the birth of Jesus were marked by hardship for God's people. During this time, a number of foreign nations waged war with one another, often using the land of Israel—the land God promised to Abraham's descendants—as their battleground. In this tumultuous context, the people of God hoped for deliverance, peace, and restoration. They longed for the promised Messiah—the chosen and anointed one—who would redeem, restore, and rule over Israel. It was in this backdrop of strife and yearning that Jesus, God's Son and our Messiah, was born.

### VERSES:

Isaiah 9:6

Luke 2:25–32

### DISCUSSION POINTS:

How did the prophet Isaiah describe the coming Messiah?

What does it say about God's heart for the nations that the coming Messiah would be a benefit to both Jews and other nations?

## DAY 2 - REJECTED REDEEMER

### OVERVIEW:

Throughout his ministry, Jesus was met with a mixture of acceptance and rejection. Those who were considered outcasts delighted in his miracles and the message that in him God's kingdom had now come. However, those who expected a militant and nationalistic Messiah strongly opposed him. They were so overcome by their own biases and prejudices that their hearts were hardened to the fact that God was doing something far greater than restoring a temporal nation on earth.

### VERSES:

Luke 4:16–21

Luke 4:23–30

**DISCUSSION:**

How does relating to Jesus as the Savior of the World change the way you relate to the world around you?

Jesus was rejected by those who hoped for a different kind of Messiah. Why is it important for us to submit to Jesus' lordship on his own terms and not attempt to make him into the Jesus we want him to be?

**DAY 3 - THE ICONIC DECLARATION****OVERVIEW:**

Making good on his insistence that the kingdom of God was available to all, Jesus made a notable cross-cultural excursion into the region of Samaria. Jews universally harbored deep hatred and resentment towards Samaritans. By entering into the region, Jesus plunged his disciples into a cross-cultural pressure cooker! Consider that Samaria is the first region where Jesus would later tell his disciples to go in the cross-cultural expansion of the gospel [Acts 1:8]. If the disciples don't get it right in Samaria and embrace these people—a people much more like them than others they would encounter—the very expansion of the gospel would be in peril.

**VERSES:**

John 4:1–42

**DISCUSSION:**

What is significant about the Samaritans declaring that Jesus is “indeed the Savior of the world”?

What are some blinders that we have from seeing the harvest before us? Who are the Samaritans in our own communities that God might be prompting us to reach?

**DAY 4 - THE RISEN LORD****OVERVIEW:**

The sacrificial death and victorious resurrection of Christ was the ultimate expression of that Divine Love that pursued a wayward humanity through the ages! It confirmed Jesus' identity as the Savior and fulfilled



every prophecy spoken about him. Through him, the separation that once existed between God and man was brought to an end. The way was now made open for all people to come into God's presence with boldness and confidence by placing their faith in him!

### VERSES:

John 12:23–32

Mark 15:37–39

### DISCUSSION:

What are some practical ways you can intentionally align your life with the purpose and mission of Jesus as Savior of the World?

Consider any upcoming major decisions you are facing. How does being a disciple of the Savior of the World impact your decision-making?

## SLIDE 10 – CHAPTER SUMMARY 1-3 MINUTES

Bring this portion of the discussion to a close by summarizing the general theme of the chapter. You can either read the slide that has been provided or summarize it in your own words.

In chapter 5, we saw that Jesus was clear that his mission as Son of God and Messiah was to inaugurate the kingdom of God and to give his life for the redemption of all who would place their faith in him. He did not come to be just the Savior of the Jews, but the Savior of the World. It's important for us to consider the personal implications of being a disciple of the Savior of the World. As disciples, each of us is called to be Jesus' student: to learn from him, follow his example, and model our life after his.

## SLIDE 11 – KEY TERM 1-3 MINUTES

Each chapter in *Awaken* introduces essential missions themes and terms that are particularly relevant for serving and advocating for unreached people groups. These are found in Day 5 of each chapter, in the People Group Focus.

Key Term for Chapter 5: **Stratus Index**

To bring clarity to the vast array of spiritual and physical needs around the world, Stratus synthesizes data from dozens of reliable, global sources and takes into account issues such as human rights, sanitation, and accessibility to the gospel. Countries are assigned a Stratus Index number which helps to determine the urgency of their need ["1" being the highest level of urgency].

## SLIDES 12, 13 - PEOPLE GROUP FOCUS 5-10 MINUTES

Each chapter in *Awaken* introduces a unique unreached people group whose stories deserve to be heard by the local church. These are found in Day 5 of each chapter, in the People Group Focus.

### PEOPLE GROUP FOR CHAPTER 5: BHAR IN INDIA

After introducing the people group, encourage participants to scan the QR code on the slide. This will lead them to an additional resource (such as the Joshua Project) to refer to alongside the People Group Focus in their *Awaken* book. Depending on preference, you could have the discussion and prayer happen at table groups or with the entire room.

#### DISCUSSION

Share what you learned about the Bhar in India from your reading and your responses to the questions at the end of this chapter.

#### PRAYER

Pray for the Bhar in India. Use the prayer points from your *Awaken* book as a reference.

As stated in the introduction, there are other creative ways to facilitate the People Group section. Some ideas include:

- If using *Awaken* as a part of your training for a specific mission trip, you can substitute this time with any items that are relevant to your trip, such as cultural and language training.
- Bring in a guest speaker from that nation or who has served in that nation to share his/her story.

## SLIDE 14 - NEXT WEEK 1-3 MINUTES

Briefly touch upon what you will cover next week and give any final pieces of information necessary for the group. Pray over your group as you end your session.

In the next chapter, we'll see how Jesus intentionally and strategically encountered Gentiles throughout his earthly ministry. As he did so, he worked to prepare his disciples for the global task they would one day embark upon.

## CHAPTER SIX

# COMMISSIONED TO THE NATIONS

The gospels provide us with powerful accounts of Jesus' interactions with Gentiles (non-Jews) as a means to convey God's concern for all nations. With each encounter, Jesus stripped away at the cultural biases of his disciples to prepare them for the global task they would one day embark upon. Today, Jesus' ministry among the Gentiles provides us with a model of how we are to shape our interactions with those who do not know him. Like Jesus, we are called to be embracing, proactive, and compassionate.



### MEMORY VERSE

*And Jesus came and said to them, "All authority in heaven and on earth has been given to me. Go therefore and make disciples of all nations, baptizing them in the name of the Father and of the Son and of the Holy Spirit, teaching them to observe all that I have commanded you. And behold, I am with you always, to the end of the age."*

*Matthew 28:18–20*

---

**PEOPLE GROUP FOCUS:**  
**HAZARA IN AFGHANISTAN**

**KEY TERM:**  
**PROGRESS SCALE**

---

## THOUGHTS FOR THE LEADER

In Chapter 6, we see how Jesus prepared his disciples for the continuation of his mission. Jesus was intentional to place his followers in cross-cultural exchanges that enabled him to strip away at their deeply held cultural biases. Much has already been addressed, in both the book and this guide, on identifying and working to address those biases in light of what we see in Scripture. Now, as we enter the tail end of *Awaken*, you as the leader are in a prime position to ask a few “how” questions to your group that would continue their growth:

- How has God worked in your heart to develop a greater understanding of and love for others?
- How can we model Jesus’ interactions with others? Specifically, what does it mean for us to be embracing, proactive, and compassionate?

A large portion of this chapter is dedicated to what we refer to as *The Great Commission*. While Matthew 28 tends to be the most well-known commissioning statement, it’s important to consider what all five have to teach us. Encourage your group members to prepare their own summary of all the commissioning statements (the *Selah* for Day 3) to share at your group meeting for Chapter 6. Give everyone time to read their summary and explain why they wrote it in such a way and why they included the points they did.

Day 4 is dedicated to the commissioning statement found in John 20. Intimacy is a major and recurring theme in John’s gospel: 1) Jesus describes his intimacy with the Father, 2) Jesus invites his disciples into intimacy with him, 3) Jesus expects his disciples to experience intimacy with one another, and 4) It is through our relationship with Jesus that we can experience intimacy with the Father. This week provides a natural opportunity for you to give your members a chance to share about their intimacy with God. Some leading questions can include:

- What does intimacy with God mean to you?
- What does it say about a good, loving, holy, and perfect God that he desires intimacy with us?
- How can we develop intimacy in a Christian community?

In the People Group Focus of this chapter, we see the term “Progress Scale,” which is an estimate of the progress of church planting among a people group, people cluster, country, or language. Take some time to familiarize yourself with the Joshua Project website ([joshuaproject.net](http://joshuaproject.net)). It provides a wealth of information for areas your church may be sending people to or supporting work in. These insights can be used to have better informed intercession times as well as give key insights on how to best serve people in those regions.



## PRAYER POINTS

*That people's hearts would come prepared to encounter God's Word and deepen their understanding of his heart for the nations.*

*That the members of your group would be awakened to Jesus' call to the nations.*

*That members of your group would open their hearts to the Holy Spirit's work of stripping away cultural biases.*

*That God would continue to work through you as you lead your group.*

## SLIDE 1 - AWAKEN GRAPHIC

You can display this slide as people enter into your meeting space.

## SLIDE 2 - ICEBREAKER 5-10 MINUTES

See page 94 for icebreaker ideas.

## SLIDE 3 - CHAPTER INTRO 1-3 MINUTES

Officially welcome all participants to this week's session and address any important items of information that are relevant to the group as a whole. A short introductory paragraph is included to help you introduce the chapter. Keep in mind that the Chapter Video will give an overview of the chapter and will help to set up the conversations that will follow.

The gospels provide us with powerful accounts of Jesus' interactions with Gentiles (non-Jews) as a means to convey God's concern for all nations. With each encounter, Jesus stripped away the cultural biases of his disciples to prepare them for the global task they would one day embark upon. Today, Jesus' ministry among the Gentiles provides us with a model of how we are to shape our interactions with those who do not know him. Like Jesus, we are called to be embracing, proactive, and compassionate.

## SLIDE 4 - MEMORY VERSE 1-3 MINUTES

Use this time to review the weekly memory verse and share its relevance to the overall theme of the chapter. You can have a bit of fun by creating a friendly competition among the groups to see who does the best job of memorizing the passage.

And Jesus came and said to them, “All authority in heaven and on earth has been given to me. Go therefore and make disciples of all nations, baptizing them in the name of the Father and of the Son and of the Holy Spirit, teaching them to observe all that I have commanded you. And behold, I am with you always, to the end of the age.”

[Matthew 28:18–20]

## SLIDE 5 - CHAPTER VIDEO 5 MINUTES

The Chapter Video is an essential component of the weekly gathering. In the video, you’ll hear directly from one of the authors of *Awaken* as he helps center the conversation on the most essential elements of the chapter. Be sure to watch the video on your own before the session.

## SLIDES 6-10 - TABLE TIME 40-45 MINUTES

For each slide, briefly introduce the day and share a brief thought or quote that was meaningful to you. Then turn the conversation to the table groups and allow the table leaders to facilitate the conversation for that day at their own tables. Each daily slide contains the following components related to that day’s reading: a summary of the reading, a passage of Scripture, and discussion questions.

Depending on how long your entire meeting time is—and what else you may have planned for your time—give table groups about 10 minutes to talk through each day. Use this time to sit in with different table groups to engage in their conversations and encourage their insights.

After about 10 minutes, bring everyone’s attention back to the front. If time permits, invite a table or two to briefly share some of their insights with the entire room. This helps create a sense of connectivity with all groups and participants. Repeat this same process for the remaining devotional days: introduce the day, turn it over to table leaders, sit in with a different table group, and have one or two table groups share with the entire room.

## DAY 1 - JESUS' MINISTRY AMONG GENTILES

### OVERVIEW:

Throughout his earthly ministry, Jesus worked tirelessly to subvert the racial and cultural biases that his nation had developed towards outsiders. Today, Jesus's ministry continues to provide us with a model for how we are to interact with those who do not know him.

### VERSES:

Matthew 4:23–24

Matthew 15:21–28

### DISCUSSION POINTS:

How has God worked in your heart to develop a greater understanding of and love for others?

How can we model Jesus' interactions with others? Specifically, what does it mean for us to be embracing, proactive, and compassionate?

## DAY 2 - THE STRIPPING AWAY OF BIAS

### OVERVIEW:

Jesus intentionally prepared his disciples for the cross-cultural mission that awaited them. They were the first echelon in God's strategy of taking the gospel to all nations, so it was essential that their hearts were stripped of cultural bias and aligned to his. May our hearts be so aligned as well!

### VERSES:

Luke 10:30–37

Luke 17:11–19

Matthew 8:5–13

### DISCUSSION POINTS:

In this day's reading, we see that it was the outsiders who were the heroes of each of those stories. What might be the significance of this?

Share your response from the Selah of this day's reading.

## DAY 3 - THE MANDATE OF GOD AND KING

### OVERVIEW:

The New Testament records five statements made by Jesus that collectively comprise the “Great Commission.” Together, they represent how the Abrahamic blessing reaches “all the families of the earth” (Genesis 12:3). By studying the fullness of Jesus’ commissioning statements, we are better positioned to carry out the mandates he has given.

### VERSES:

Matthew 28:18–20

Mark 16:15–16

Luke 24:44–49

Acts 1:6–8

### DISCUSSION POINTS:

What is unique about each of the commissioning statements?

Read your summary statement of the various commissioning statements.

## DAY 4 - AS THE FATHER SENT THE SON

### OVERVIEW:

Jesus did not accomplish his mission through self-determined effort but in intimate submission to the Father’s will. We are the redeemed of God, sent into the world by the Son of God, to live in intimate submission to the Father’s will in order to accomplish his mission.

### VERSE:

John 20:21

### DISCUSSION POINTS:

Jesus lived in intimate submission to the Father’s will and mission. What does it look like for us to do the same? What does intimacy with God mean to you?

What does it say about a good, loving, holy, and perfect God that he desires intimacy with us? How do we cultivate this intimacy?



## **SLIDE 10 – THE COMMISSIONING STATEMENTS OF JESUS**

When we view all of Jesus' commissioning statements together we see "5 M's" emerge. Collectively, they give us a more robust understanding of Jesus' mandate to go into all the world and make disciples of all nations.

### **THE MODEL:**

Just as the Father has sent the Son, now Jesus is sending us. We are the re-deemed of God, sent into the world by the Son of God, to live in intimate submission to the Father's will in order to accomplish his mission.

### **THE MAGNITUDE:**

We are invited to join in the greatest work of all, God's global rescue mission of people from every tribe, nation, and language! We are called to take the gospel to all of humanity.

### **THE METHOD:**

We see God glorified among the nations when we make disciples of all nations. This includes leading them into a public declaration of faith through baptism and teaching them to follow Jesus in their own lives.

### **THE MESSAGE:**

The message we preach is none other than the gospel: All have sinned and are separated from God. Because of his love for us, God sent his own Son, Jesus to die on the cross and pay for our sins. Miraculously, Jesus did not stay dead, but rose again to life. Now, by placing our faith in Jesus, and accepting his lordship, we can receive the gift of salvation and eternal life.

### **THE MEANS:**

As Arthur Glasser wrote, "[The Holy Spirit is] the driving force behind any and all movement of the people of God outward, beyond the frontiers of faith to share the gospel with those who have not yet heard it. Jesus sent the Holy Spirit as our Paraclete, which means guide, counselor, and helper. By the power of the Holy Spirit we are well equipped to accomplish Jesus' mandate to make disciples of all nations.

**THE MODEL**

As the Father has sent me, I am sending you.

[John 20:21]

**THE MAGNITUDE**

Go into all the world and preach the gospel to all creation.

[Mark 16:15]

**THE METHOD**

Go into all the world and preach the gospel to all creation.

[Matthew 28:18–22]

**THE MESSAGE**

The Messiah will suffer and rise from the dead on the third day, and repentance for the forgiveness of sins will be preached in his name to all nations.

[Luke 24:46–49]

**THE MEANS**

But you will receive power when the Holy Spirit comes on you; and you will be my witnesses...

[Acts 1:8]

**SLIDE 11 - CHAPTER SUMMARY 1-3 MINUTES**

Bring this portion of the discussion to a close by summarizing the general theme of the chapter. You can either read the slide that has been provided or summarize it in your own words.

In chapter 6, we see how Jesus prepared his disciples for the continuation of his mission. Jesus was intentional in placing his followers in cross-cultural exchanges that enabled him to strip away their deeply held cultural biases.

We are the redeemed of God, sent into the world by the Son of God, to live in intimate submission to the Father's will in order to accomplish his mission!

## SLIDE 12 - KEY TERM 1-3 MINUTES

Each chapter in *Awaken* introduces essential missions themes and terms that are particularly relevant for serving and advocating for unreached people groups. These are found in Day 5 of each chapter, in the People Group Focus.

### Key Term for Chapter 6: **Progress Scale**

Created by the Joshua Project, the Progress Scale estimates the progress of church planting among a people group, people cluster, country, or language.

**01****UNREACHED****02****MINIMALLY REACHED****03****SUPERFICIALLY REACHED****04****PARTIALLY REACHED****05****SIGNIFICANTLY REACHED**

## SLIDES 13, 14 - PEOPLE GROUP FOCUS 5-10 MINUTES

Each chapter in *Awaken* introduces a unique unreached people group whose stories deserve to be heard by the local church. These are found in Day 5 of each chapter, in the People Group Focus.

### PEOPLE GROUP FOR CHAPTER 5: HAZARA IN AFGHANISTAN

After introducing the people group, encourage participants to scan the QR code on the slide. This will lead them to an additional resource (such as the Joshua Project) to refer to alongside the People Group Focus in their *Awaken* book. Depending on preference, you could have the discussion and prayer happen at Table Groups or with the entire room.

**DISCUSSION**

Share what you learned about the Hazara in Afghanistan from your reading and your responses to the questions at the end of this chapter.

**PRAYER**

Pray for the Hazara in Afghanistan. Use the prayer points from your *Awaken* book as a reference.

As stated in the introduction, there are other creative ways to facilitate the People Group section. Some ideas include:

If using *Awaken* as a part of your training for a specific mission trip, you can substitute this time with any items that are relevant to your trip, such as cultural and language training.

Bring in a guest speaker from that nation or who has served in that nation to share his/her story.

**SLIDE 15 - NEXT WEEK 1-3 MINUTES**

Briefly touch upon what you will cover next week and give any final pieces of information necessary for the group. Pray over your group as you end your session.

In the next chapter, we'll see how the Church was birthed in a global context and was empowered by the Holy Spirit to advance the gospel. Just as God worked in the Church 2,000 years ago, he still desires to work in us today.

## CHAPTER SEVEN

# TO THE ENDS OF THE EARTH

God's heart for the nations was on full display during the first days of the early Church. The Church was born at Pentecost when people from regions spanning over 2,000 miles were present. The work and influence of the Holy Spirit led and empowered the disciples to be Jesus' cross-cultural witnesses in spite of persecution. In his wisdom and sovereignty, God opened doors for his people to share the gospel regardless of the barriers they faced.

**MEMORY VERSE**

*After this I looked, and behold, a great multitude that no one could number, from every nation, from all tribes and peoples and languages, standing before the throne and before the Lamb, clothed in white robes, with palm branches in their hands, and crying out with a loud voice, "Salvation belongs to our God who sits on the throne, and to the Lamb!"*

*Revelation 7:9–10*

**PEOPLE GROUP FOCUS:**  
**SOMALI IN SOMALIA**

**KEY TERM:**  
**PERSECUTION RANKING**

## THOUGHTS FOR THE LEADER

In Chapter 7, we see the early Church embark on the beginning stages of taking the gospel to the ends of the earth. The empowerment of the apostles at Pentecost by the Holy Spirit enabled them to become bold cross-cultural witnesses for the faith. While various streams of Christianity may differ in their views of how the Holy Spirit is at work in the lives of believers today, it is clear that, at the very least, he works in and through us to glorify God and fulfill his purposes. Give your members time to share how they have seen the Holy Spirit work in their lives. In what ways did he motivate and empower them to do something they otherwise wouldn't or couldn't have? In what ways are they currently sensing his leading in their lives?

The ability of those present in the upper room to speak in various languages was one way God demonstrated his desire to be glorified among all peoples of the earth. He divinely orchestrated a critical moment in human history to birth the Church. The Pax Romana (Roman Peace) was in full effect, allowing for safe travel on well-guarded roads and trade routes. Jewish communities were scattered far and wide throughout the empire giving Jesus' Jewish disciples entry points to share the gospel of the Messiah. For centuries, Greek had been established as the common language enabling the gospel to be communicated across different cultures. Each of these factors proved essential and instrumental in the spread of the gospel. Consider reviewing the map from Day 2 with your group to reflect on how incredible God's planning and timing is!

Perhaps the second most significant event in the Book of Acts was the Jerusalem Council which met to determine whether or not Gentiles were expected to embrace Judaism in order to become Christians. The decisions made at this Council ensured that the gospel would not be confined to any cultural expression but that faith in Christ was what reconciled someone to God and gave them entrance into the community of faith. A meaningful activity you might do with your group is to have them list all the various ethnicities and cultures that are present in your community of faith and then reflect on how such diversity enriches our fellowship. The story of the Jerusalem Council brings up an incredibly relevant question for the members of your group, *"How should we, as faithful disciples, interact with people from different cultures without imposing our own cultural values upon them?"* The gospel doesn't belong to any one culture, and there are aspects of how we follow Jesus in our own culture that may not be suitable in another.

In the People Group Focus of this chapter, we see the term "Persecution Ranking" which reflects the severity of persecution a given people group faces. Visit [opendoors.org](http://opendoors.org) to take a closer look at the 50 most persecuted countries in the world and print a country report to share with your group.



## PRAYER POINTS

*That people's hearts would come prepared to encounter God's Word and deepen their understanding of his heart for the nations.*

*That your members would be inspired by the ways God worked through the early Church to spread the gospel.*

*That the members of your group would seek and experience the empowerment of the Holy Spirit to live as witnesses for Jesus wherever they are.*

*That God would give you increasing insight on how to care for your group.*

## SLIDE 1 - AWAKEN GRAPHIC

You can display this slide as people enter into your meeting space.

## SLIDE 2 - ICEBREAKER 5-10 MINUTES

See page 94 for icebreaker ideas.

## SLIDE 3 - CHAPTER INTRO 1-3 MINUTES

Officially welcome all participants to this week's session and address any important items of information that are relevant to the group as a whole. A short introductory paragraph is included to help you introduce the chapter. Keep in mind that the Chapter Video will give an overview of the chapter and will help to set up the conversations that will follow.

God's heart for the nations was on full display during the first days of the early Church. The Church was born at Pentecost when people from regions spanning over 2,000 miles were present. The work and influence of the Holy Spirit led and empowered the disciples to be Jesus' cross-cultural witnesses in spite of persecution. In his wisdom and sovereignty, God opened doors for his people to share the gospel regardless of the barriers they faced.

## SLIDE 4 - MEMORY VERSE 1-3 MINUTES

Use this time to review the weekly memory verse and share its relevance to the overall theme of the chapter. You can have a bit of fun by creating a friendly competition among the groups to see who does the best job of memorizing the passage.

After this I looked, and behold, a great multitude that no one could number, from every nation, from all tribes and peoples and languages, standing before the throne and before the Lamb, clothed in white robes, with palm branches in their hands, and crying out with a loud voice, "Salvation belongs to our God who sits on the throne, and to the Lamb!"  
[Revelation 7:9–10]

## SLIDE 5 - CHAPTER VIDEO 5 MINUTES

The Chapter Video is an essential component of the weekly gathering. In the video, you'll hear directly from one of the authors of *Awaken* as he helps center the conversation on the most essential elements of the chapter. Be sure to watch the video on your own before the session.

## SLIDES 6-9 - TABLE TIME 40-45 MINUTES

For each slide, briefly introduce the day and share a brief thought or quote that was meaningful to you. Then turn the conversation to the table groups and allow the table leaders to facilitate the conversation for that day at their own tables. Each daily slide contains the following components related to that day's reading: a summary of the reading, a passage of Scripture, and discussion questions.

Depending on how long your entire meeting time is—and what else you may have planned for your time—give table groups about 10 minutes to talk through each day. Use this time to sit in with different table groups to engage in their conversations and encourage their insights.

After about 10 minutes, bring everyone's attention back to the front. If time permits, invite a table or two to briefly share some of their insights with the entire room. This helps create a sense of connectivity with all groups and participants. Repeat this same process for the remaining devotional days: introduce the day, turn it over to table leaders, sit in with a different table group, and have one or two table groups share with the entire room.



## DAY 1 - EMPOWERED TO BE WITNESSES

### OVERVIEW:

It is impossible to overestimate the importance of the Holy Spirit's role in the mission of the church, for without his empowerment, all efforts to advance God's kingdom would have proven ineffective. Mentioned no less than 55 times in the Book of Acts, the power of the Holy Spirit guided, directed, mobilized, strengthened, and emboldened the disciples as witnesses to the nations.

### VERSES:

Acts 1:8–9  
1 Peter 4:11

### DISCUSSION POINTS:

How would you describe the work of the Holy Spirit in your own life?  
How can you be a witness for Christ in your current context?

## DAY 2 - THE HOLY SPIRIT AND THE ADVANCEMENT OF THE GOSPEL

### OVERVIEW:

The coming of the Holy Spirit at Pentecost was a manifestation of the empowerment of the early church. The disciples weren't the only ones to bear witness to the miraculous sign of Pentecost. Jews and Gentile converts from over a dozen cities and regions spanning over 2,000 miles of terrain were present as well. In his wisdom, God appointed this specific moment in human history to birth the Church!

### VERSES:

Acts 2:1–12

### DISCUSSION POINTS:

What are the global implications inherent in the advancement of the people of God (the Church) at Pentecost?  
What are some opportunities you have to share your faith cross-culturally?

## DAY 3 - GOD'S INTERVENTION

### OVERVIEW:

The first seven chapters of the Book of Acts tell the story of the miraculous growth of the early Church in Jerusalem despite strong opposition. Threats, imprisonments, and beatings were hurled at the disciples to no avail in attempts to quell their fervor and prevent the growth of Christianity. Yet, it wasn't until God intervened that the disciples were mobilized beyond Jerusalem, as Jesus had intended.

### VERSES:

Acts 8:1–8

Acts 10:1–29

### DISCUSSION POINTS:

Share your thoughts on how God intervened to drive his witnesses into cross-cultural evangelism.

In what ways has God used challenges and difficulties to accomplish his purposes in your own life?

## DAY 4 - THE GOSPEL ACROSS CULTURES

### OVERVIEW:

The story of the Jerusalem Council brings up an incredibly relevant question for us today: "How should we, as faithful disciples, interact with people from different cultures without imposing our own cultural values upon them?"

### VERSES:

Acts 15:6–12

Acts 15:19

### DISCUSSION POINTS:

List all the various ethnicities and cultures that are present in your community of faith and then reflect on how such diversity enriches our fellowship.

How might you go about examining aspects of your faith to separate that which is biblical from that which is culturally conditioned?

## SLIDE 10 - CHAPTER SUMMARY 1-3 MINUTES

Bring this portion of the discussion to a close by summarizing the general theme of the chapter. You can either read the slide that has been provided or summarize it in your own words.

In chapter 7, we saw how the early Church embarked on the beginning stages of taking the gospel to the ends of the earth. The empowerment of the apostles at Pentecost by the Holy Spirit enabled them to become bold, cross-cultural witnesses for the faith. Let us make ourselves available to God so that he can work in and through us to be glorified among the nations!

## SLIDE 11 - KEY TERM 1-3 MINUTES

Each chapter in *Awaken* introduces essential missions themes and terms that are particularly relevant for serving and advocating for unreached people groups. These are found in Day 5 of each chapter, in the People Group Focus.

Key Term for Chapter 7: **Persecution Ranking**

Every year Open Doors publishes the World Watch List to tell the story of the top 50 countries where Christians face the harshest persecution. Those 50 countries are listed according to their Persecution Ranking—a number that reflects the severity of their persecution.

## SLIDES 12, 13 - PEOPLE GROUP FOCUS 5-10 MINUTES

Each chapter in *Awaken* introduces a unique unreached people group whose stories deserve to be heard by the local church. These are found in Day 5 of each chapter, in the People Group Focus.

### PEOPLE GROUP FOR CHAPTER 7: SOMALI IN SOMALIA

After introducing the people group, encourage participants to scan the QR code on the slide. This will lead them to an additional resource (such as the Joshua Project) to refer to alongside the People Group Focus in their *Awaken* book. Depending on preference, you could have the discussion and prayer happen at Table Groups or with the entire room.

**DISCUSSION**

Share what you learned about the Somali in Somalia from your reading and your responses to the questions at the end of this chapter.

**PRAYER**

Pray for the Somali in Somalia. Use the prayer points from your *Awaken* book as a reference.

As stated in the introduction, there are other creative ways to facilitate the People Group section. Some ideas include:

- If using *Awaken* as a part of your training for a specific mission trip, you can substitute this time with any items that are relevant to your trip, such as cultural and language training.
- Bring in a guest speaker from that nation or who has served in that nation to share his/her story.

**SLIDE 14 - NEXT WEEK 1-3 MINUTES**

Briefly touch upon what you will cover next week and give any final pieces of information necessary for the group. Pray over your group as you end your session.

Now we enter the final chapter of *Awaken*! This final chapter focuses on how we can take our place as participants in the mission of God.

## CHAPTER EIGHT

# HIS MISSION, OUR PARTICIPATION

Our participation in God's mission begins with aligning ourselves to his will. This occurs as we seek the intentional development of intimacy with him. Fueled by our intimacy with God, we must also be thoughtful about how to best engage the complex cultures around us so that the gospel is neither hindered nor compromised. Lastly, we can trust that, by his Spirit, God has uniquely equipped each of us to make an impact for his kingdom!

**MEMORY VERSE**

*But you are a chosen race, a royal priesthood, a holy nation, a people for his own possession, that you may proclaim the excellencies of him who called you out of darkness into his marvelous light.*

1 Peter 2:9

**PEOPLE GROUP FOCUS:**  
**NORTHERN KURD IN IRAQ**

**KEY TERM:**  
**THE GREAT IMBALANCE**

## THOUGHTS FOR THE LEADER

Chapter 8 concludes *Awaken* by taking a closer look at the personal implications of what has been explored to answer the question, “How do we take our place in God’s mission to be glorified among all nations?” We begin this chapter with an emphasis on developing intimacy with God, for it is through intimacy with him that our hearts are aligned to his will and we are empowered to become participants in his mission. Now is a great time for you, the leader, to ask the members of your group how they have grown in intimacy with God over the course of *Awaken*.

In Day 2 of this chapter, readers are encouraged to select a handful of spiritual disciplines to begin incorporating into their lives to help them grow in intimacy with God. Help your members understand that spiritual disciplines aren’t meant to be formulaic or produce a “works-based” mentality for experiencing the grace of God. They are, however, time-tested practices that provide us with an intentional means for continued growth. This stems from the example of Jesus who made it his *ethos* (custom) to dedicate time in God’s presence because he understood that he couldn’t accomplish his mission without an intimate relationship with the Father. Consider inviting the members of your group to share which disciplines they plan to embrace and encourage them to select an accountability partner to keep them on track.

The cultures of our world are becoming increasingly complex and nuanced, requiring us to consider how to effectively engage them in such a way that the gospel is neither hindered or compromised. By developing cultural intelligence we become more effective cross-cultural witnesses for the gospel. Below are a few ways you can dive into this portion of the chapter beyond the questions provided in the discussion portion of this guide. Those embarking on a mission trip to another country might find these especially useful:

- Read 1 Corinthians 9:19–23 and reflect upon the aspects of your church experience you consider to be *scriptural* (straight from the Bible) and those you consider to be *cultural* (shaped by your context). For example, worshiping God through song is certainly scriptural. However, *how* we worship through song—modern instruments and PA systems, hymns, body posture, liturgy, etc.—is most definitely shaped by culture. Know that it isn’t necessarily wrong for our church experience to be shaped by our culture, but it is important to be aware of those cultural aspects if we want to be welcoming towards those whose cultures are different from our own. You could even further this activity by sharing how your own faith has been deepened by witnessing how believers in other cultures practice their faith.
- Plan a cross-cultural outing with the members of your group. This could be

anything from eating foreign cuisine, watching a film produced in another country, or hosting a family from your church that hails from a country other than your own.

The final reading in *Awaken* brings the book to a close by circling back to the opening question, “What comes into your mind when you think about God?” Give your members an opportunity to share their updated responses to this question now that *Awaken* has finished. If you had them write their initial response in Week 1, have them do it again and then compare the two versions. Be sure to celebrate the growth you’ve seen in your group!

As a parting activity, you may want to talk through the story of Moses and his staff. Have the members of your group share the “staffs” they believe God has equipped them with and how they can be used for his glory. For those embarking on a mission trip, this would be a great way to process how the giftings and resources of your team can be leveraged for the people you are serving.

In the final People Group Focus of *Awaken*, we address the concept of the “Great Imbalance” as a means to increase awareness, advocacy, and involvement for the cause of the unreached. This is in no way to detract from the work that is currently being done in the global missions space, but it is meant to highlight what most people are simply unaware of. By leading a group through *Awaken*, you have stood shoulder to shoulder with us in our efforts to address the Great Imbalance. Provide time for your group to strategize how they might continue to labor on behalf of the unreached and partner with organizations that have this as a point of emphasis.



## PRAYER POINTS

*That people’s hearts would come prepared to encounter God’s Word and deepen their understanding of his heart for the nations.*

*That your members would experience a deepened intimacy with God that would continually shape them as participants in his mission.*

*That the members of your group would have a clear sense of what’s next for them.*

*That God would provide opportunities for you to continue pouring into your group after *Awaken*.*

## SLIDE 1 - AWAKEN GRAPHIC


You can display this slide as people enter into your meeting space.

## SLIDE 2 - ICEBREAKER 5-10 MINUTES

See page 94 for icebreaker ideas.

## SLIDE 3 - CHAPTER INTRO 1-3 MINUTES


Officially welcome all participants to this week's session and address any important items of information that are relevant to the group as a whole. A short introductory paragraph is included to help you introduce the chapter. Keep in mind that the Chapter Video will give an overview of the chapter and will help to set up the conversations that will follow.



Our participation in God's mission begins with aligning ourselves to his will. This occurs as we seek the intentional development of intimacy with him. Fueled by our intimacy with God, we must also be thoughtful about how to best engage the complex cultures around us so that the gospel is neither hindered nor compromised. Lastly, we can trust that, by his Spirit, God has uniquely equipped each of us to make an impact for his kingdom!

## SLIDE 4 - MEMORY VERSE 1-3 MINUTES

Use this time to review the weekly memory verse and share its relevance to the overall theme of the chapter. You can have a bit of fun by creating a friendly competition among the groups to see who does the best job of memorizing the passage.



But you are a chosen race, a royal priesthood, a holy nation, a people for his own possession, that you may proclaim the excellencies of him who called you out of darkness into his marvelous light.  
[1 Peter 2:9]

## SLIDE 5 - CHAPTER VIDEO 5 MINUTES

The Chapter Video is an essential component of the weekly gathering. In the video, you'll hear directly from one of the authors of *Awaken* as he helps center



the conversation on the most essential elements of the chapter. Be sure to watch the video on your own before the session.

## SLIDES 6-8 - TABLE TIME 40-45 MINUTES

For each slide, briefly introduce the day and share a brief thought or quote that was meaningful to you. Then turn the conversation to the table groups and allow the table leaders to facilitate the conversation for that day at their own tables. Each daily slide contains the following components related to that day's reading: a summary of the reading, a passage of Scripture, and discussion questions.

Depending on how long your entire meeting time is—and what else you may have planned for your time—give table groups about 10 minutes to talk through each day. Use this time to sit in with different table groups to engage in their conversations and encourage their insights.

After about 10 minutes, bring everyone's attention back to the front. If time permits, invite a table or two to briefly share some of their insights with the entire room. This helps create a sense of connectivity with all groups and participants. Repeat this same process for the remaining devotional days: introduce the day, turn it over to table leaders, sit in with a different table group, and have one or two table groups share with the entire room.

## DAYS 1 AND 2 - INTIMACY WITH GOD

### OVERVIEW:

Intimacy with God is so essential for our lives as disciples and our participation in his global mission that it was a focal point in Jesus' prayer to the Father in the moments leading to his betrayal and death. It is in intimacy with God that we become attuned to the "gentle whisper" of his voice and our hearts are aligned to his will. We develop intimacy with God not by working for grace but by working from it.

### VERSES:

John 17:20–23

Luke 5:16

### DISCUSSION POINTS:

Would you describe your current relationship with God as "intimate"?

What would it take for you to grow in intimacy with him?

Which spiritual disciplines have you practiced? How have they shaped you? Which ones will you begin practicing?

## DAY 3 - NAVIGATING THE TERRAIN OF THE MISSION

### OVERVIEW:

The cultures of our world are becoming increasingly complex and nuanced, requiring us to consider how to effectively engage them in such a way that the gospel is neither hindered nor compromised. By developing cultural intelligence, we become more effective cross-cultural witnesses for the gospel.

### VERSES:

1 Corinthians 9:19–20

### DISCUSSION POINTS:

Revisit the parable of the Monkey and the Fish. What lessons can we learn from it?

What are some practical steps you can take to develop your cross-cultural intelligence to be a better witness for Christ?

## DAY 4 - TAKING OUR PLACE IN THE MISSION

### OVERVIEW:

If we're not careful, it could be easy to shift into a spiritual autopilot once this book is completed and placed on a shelf. Instead of continually pressing into knowing God more deeply and to living a life of increasingly bold faith, we can drift out of intimacy and alignment with God. This is why we must never lose sight of our identity and purpose. Our vision must remain crystal clear. Our hearts must remain tender. Our posture must be faced outward.

### VERSES:

Revelation 7:9–10

1 Peter 2:9

**DISCUSSION POINTS:**

What is the “staff” that God has placed in your hand? How can you use it for his glory?

Now that you’ve finished *Awaken*, what comes into your mind when you think about God? How is this different from your response from Chapter 1?

**SLIDE 9 - KEY TERM 1-3 MINUTES**

Each chapter in *Awaken* introduces essential missions themes and terms that are particularly relevant for serving and advocating for unreached people groups. These are found in Day 5 of each chapter, in the People Group Focus.

**Key Term for Chapter 8: The Great Imbalance**

Despite Christ’s call to “Go into all the world and proclaim the gospel to every creature,” less than 2% of missional resources and approximately 3% of cross-cultural workers go to serve among unreached people groups. Today, over 3.2 billion people are still considered unreached, which is over 41% of the entire world population. This is what missiologists refer to as The Great Imbalance.

**SLIDES 10, 11 - PEOPLE GROUP FOCUS 5-10 MINUTES**

Each chapter in *Awaken* introduces a unique unreached people group whose stories deserve to be heard by the local church. These are found in Day 5 of each chapter, in the People Group Focus.

**PEOPLE GROUP FOR CHAPTER 8: NORTHERN KURD IN IRAQ**

After introducing the people group, encourage participants to scan the QR code on the slide. This will lead them to an additional resource (such as the Joshua Project) to refer to alongside the People Group Focus in their *Awaken* book. Depending on preference, you could have the discussion and prayer happen at Table Groups or with the entire room.

**DISCUSSION**

Share what you learned about the Northern Kurd in Iraq from your reading and your responses to the questions at the end of this chapter.

## PRAYER

Pray for the Northern Kurd in Iraq. Use the prayer points from your *Awaken* book as a reference.

As stated in the introduction, there are other creative ways to facilitate the People Group section. Some ideas include:

- If using *Awaken* as a part of your training for a specific mission trip, you can substitute this time with any items that are relevant to your trip, such as cultural and language training.
- Bring in a guest speaker from that nation or who has served in that nation to share his/her story.

## SLIDES 12- CONGRATULATIONS! 1-3 MINUTES

Congratulations on completing *Awaken* with your group! If you haven't already done so, take some time to celebrate with your members and affirm the work God has been doing in their lives. Talk through whatever next steps you have in place at your ministry. Please have your group members complete the brief *Awaken* survey. This will help us know the impact *Awaken* has had on people's lives and give them an opportunity to connect with us in the future.

Thank you for taking part in *Awaken*! Together, we have journeyed through Scripture to discover God's zealous pursuit of worshippers from all people groups and his unceasing activity to draw them unto himself! Scan this QR code to learn about more opportunities with TRIAD and to share your experience with us!



# BEFORE YOU GO!

The completion of *Awaken* doesn't need to be the end of your journey with TRIAD! We have some exciting opportunities for you to continue being part of God's mission in the world. Visit [triad.earth](http://triad.earth) to learn more about each of them:

## EMPOWER

Empower is a 30-day immersive program in Armenia where you will experience God as never before and step into your missional calling as a disciple. You will gather with others like you who have a burning desire to see lives and communities transformed by the power of the gospel. Receive the tools and training to follow Jesus wherever he leads you—without compromise or regrets.

## ENCOUNTER

Encounter is a short-term trip to Armenia that will allow you to engage with God's heart for unreached nations, create opportunities for you to encounter God in ways that will help you bring his purposes into your daily life, and experience TRIAD's strategic work, firsthand.

## PRAYER

We are utterly dependent upon God for this mission. In our own strength and ability, we are unable to do what he has called us to. Through prayer, we are connected to our Creator and remain in step with his Spirit. We cannot overstate the priority of prayer and fervently desire fellow believers like you to rally alongside us in prayer as we pursue God's mission. See the Conclusion of the *Awaken* book for a 14-day prayer guide.

## SUPPORT THE WORK OF TRIAD

TRIAD exists to glorify the King by mobilizing, training, and deploying the body of Christ and fueling indigenous-led work in the hardest-to-reach places and people groups. Financially supporting the mission of TRIAD helps us equip and deploy followers of Christ to spread the gospel among every nation, tribe, people, and language.

# ICEBREAKER IDEAS

## **FUN FACT**

Have people move around the room and share a “fun fact” about them. Try to make it something unique or unusual, such as “I’ve traveled to 20 countries” or “I went skydiving when I turned 18.” The more unique the facts, the more fun the icebreaker becomes. It’s helpful to provide examples for the group in advance.

## **TWO TRUTHS AND A LIE**

Have each person make three statements about himself or herself. Two of those statements must be true, and one must be a lie. The trick is to make the “lie” seem plausible. This activity is great for sharing interesting facts about ourselves.

## **FACT OR FICTION? THE STORY BEHIND MY NAME**

Parents often share with their children the “story” behind their names. Give members a chance at their tables to tell the story behind their name or they can make one up. Groups can vote if the story sounds like fact or fiction. This can also be done with middle names.

## **PHOTO SCAVENGER HUNT**

In this activity, table groups compete against each other. From the stage, call out a picture category such as, “a picture of a dog, a picture of a vacation/wedding, an ugly Christmas sweater, etc.” The first table to bring the picture wins a point. Play as many rounds as you’d like.

## **TALKING KEYS**

Explain that they will get to know each other through their keys. Have each person take out their keychain and find someone to partner with. Have them share a few sentences related to each of their keys on their keychain [their neighborhood, the person they received the key from, etc.].

## **THE MARSHMALLOW TOWER**

Split everyone into teams and give them a marshmallow, one yard of string, one yard of tape, and 20 sticks of uncooked spaghetti. The goal is to build the tallest tower possible—and the marshmallow has to be on top.

## **THIS OR THAT?**

Designate one side of the room for “This” and the opposite side of the room for “That.” Ask a question that will divide the room based on preferences. For example, “Would you rather go to a party or have a quiet night at home?” “Are you a soup or salad person?” “Do you prefer a vacation on the beach or in the mountains?”

Each time you ask a question, have people walk over to the designated side of the room and then share about their preference with a person standing next to them.

## **WHAT’S MY NAME?**

Stick the name of a well-known celebrity or public figure on people’s backs. Since this is a guessing game, it’s important that each person doesn’t know whose name is stuck to their back. Have the group mingle and ask each other questions to find out who they are. The trick is that they can only ask one question per person, so this requires them to move around the room. Make sure the figures are generally well recognizable.

## **TIME HEIST**

This is a creative game where each person develops an outlandish scheme they would pull off if they could time travel. For time sake, this activity is best done in smaller groups. To play, have each person write down their time travel plans on a piece of paper and then put it into a box or a bag. Then pass it around and have each member of the team draw a piece of paper and read what is written on it. Try to guess whose Time Heist it was.

## **A SIX WORD MEMOIR**

Have each person brainstorm six words that could form the memoir of their life. One by one, have them read their memoir and allow a brief conversation to flow about those particular words.

## **ROCK PAPER SCISSORS TOURNAMENT**

Review the rules of Rock Paper Scissors; yes, people get competitive on this one! Have participants pair up with the nearest person and battle. Two-out-of-three wins, and the loser sits down while the winner finds someone else to battle with. Keep an eye out for when only two people are left. Bring them to the front and make a big deal of the final showdown! Give the tournament champion a prize (like a snack) to bring back to their table group.



## LARGE GROUP FACILITATOR GUIDE